

A I R C O N T R O L
J W L®



Made in Denmark



UK

Index



04 JWL introduction
05



06 AirBoy[®] Intro
07

Find den blåsprøjtistol, som passer til dine krav til sikkerhed og støj her!

	1	2	3	4	5	6	7	8	9	10	11	12	13	14	15	16	17	18	19	20	
Max. tryk (bar)	20	20	20	20	20	20	20	20	20	20	20	20	20	20	20	20	20	20	20	20	
Max. tryk (MPa)	2.0	2.0	2.0	2.0	2.0	2.0	2.0	2.0	2.0	2.0	2.0	2.0	2.0	2.0	2.0	2.0	2.0	2.0	2.0	2.0	
Max. tryk (psi)	290	290	290	290	290	290	290	290	290	290	290	290	290	290	290	290	290	290	290	290	290
Max. tryk (kPa)	2000	2000	2000	2000	2000	2000	2000	2000	2000	2000	2000	2000	2000	2000	2000	2000	2000	2000	2000	2000	2000
Max. tryk (kg/cm²)	2.0	2.0	2.0	2.0	2.0	2.0	2.0	2.0	2.0	2.0	2.0	2.0	2.0	2.0	2.0	2.0	2.0	2.0	2.0	2.0	2.0
Max. tryk (atm)	2.0	2.0	2.0	2.0	2.0	2.0	2.0	2.0	2.0	2.0	2.0	2.0	2.0	2.0	2.0	2.0	2.0	2.0	2.0	2.0	2.0
Max. tryk (bar)	20	20	20	20	20	20	20	20	20	20	20	20	20	20	20	20	20	20	20	20	20
Max. tryk (MPa)	2.0	2.0	2.0	2.0	2.0	2.0	2.0	2.0	2.0	2.0	2.0	2.0	2.0	2.0	2.0	2.0	2.0	2.0	2.0	2.0	2.0
Max. tryk (psi)	290	290	290	290	290	290	290	290	290	290	290	290	290	290	290	290	290	290	290	290	290
Max. tryk (kPa)	2000	2000	2000	2000	2000	2000	2000	2000	2000	2000	2000	2000	2000	2000	2000	2000	2000	2000	2000	2000	2000
Max. tryk (kg/cm²)	2.0	2.0	2.0	2.0	2.0	2.0	2.0	2.0	2.0	2.0	2.0	2.0	2.0	2.0	2.0	2.0	2.0	2.0	2.0	2.0	2.0
Max. tryk (atm)	2.0	2.0	2.0	2.0	2.0	2.0	2.0	2.0	2.0	2.0	2.0	2.0	2.0	2.0	2.0	2.0	2.0	2.0	2.0	2.0	2.0

08 AirBoy[®] Overview



09 AirBoy[®] Classic



14 Safety Air Boy[®] 3,5 bar



15 Safety Air Boy[®] 2 bar



16 Air Boy[®] Non Scratch



17 Air Boy[®] Stainless



21 Washing gun



22 Cleaning guns
23



24 AC Cleaner
25



26 Brake Bleeders
27



38 Paint spray guns
39



40 Coupling intro
41

Model	2140	400 210 B	400 210	Titan 1300	Qu 10	Water-Air 200
Produktionsmateriale	1.4	3.16	3.16	3.16	3.16	3.16
JWL Serie	510	511	512	514	515	519
100	510	511	512	514	515	519
200	511	512	514	515	519	519
300	511	512	514	515	519	519
400	511	512	514	515	519	519
500	511	512	514	515	519	519
600	511	512	514	515	519	519
700	511	512	514	515	519	519
800	511	512	514	515	519	519
900	511	512	514	515	519	519
1000	511	512	514	515	519	519

42 Nipple Profiles
43 Compability overview

JWL Serie	510-519	520-529	530-539	540-549	550-559	560-569	570-579	580-589	590-599
510	510	511	512	514	515	519	519	519	519
520	520	521	522	524	525	529	529	529	529
530	530	531	532	534	535	539	539	539	539
540	540	541	542	544	545	549	549	549	549
550	550	551	552	554	555	559	559	559	559
560	560	561	562	564	565	569	569	569	569
570	570	571	572	574	575	579	579	579	579
580	580	581	582	584	585	589	589	589	589
590	590	591	592	594	595	599	599	599	599

44 Couplings & hoses
45 Performance



54 Qic 10-profile
 Series 515



55 Nitto-profile
 Series 539



56 Safe-Air-profile
 Series 580 Breathing Air



57 Safe-Air-profile
 Series 585 Breathing Air



62 Anti Whip Nipples
 Whip and noise reducing



63 Hose reels
 PUR, Rubber & cable



64 Recoil hoses PA12
 Pneumatic hoses




65 Recoil hoses PUR
 "Flex Boy" Pneumatic hoses



70 Fittings
71



72 Product packaging
73 JWL packaging solutions



74 JWL's history
75 From the beginning in 1963 to today

Index



10 SUPER Silent Air Boy[®]



11 Silent Air Boy[®]



12 Air Boy[®] TURBO



13 Jet Air Boy[®]



18 Air Boy[®] 90°Angle Nozzle



18 Air Boy[®] Anti-Block



19 Air Boy[®] Ball inflator



19 Air Boy[®] Inflating gun



28 Inflating guns



30 Sandblasting guns



32 Body guns



36 Oil extractors



46 Euro-profile
Series 510, 520, 530, 540, 550, 570



48 ISO 6150 B-profile (1/4'')
Series 511, 521, 531, 571



50 ARO 210-profile (Orion)
Series 512, 522, 532, 572



52 Tema 1300-profile
Series 514, 524, 534



58 EURO X-Large-profile
Series 600



59 Tema 1800-profile
Series 604



60 ISO 6150 B-profile (1/2'')
Series 691



61 Qic 15-profile
Series 695



66 Recoil hoses PUR
"Flex Boy" Pneumatic hoses



67 Black PUR recoil hoses
Pneumatic hoses



68 Soft PVC
Pneumatic hoses



69 FRL units
(FRL = Filter-Regulator-Lubricator)

JWL

Couplings for anywhere in the world

Compressed air is a JWL specialty – and that’s a fact!

We work in all kinds of compressed air, at the appreciation of our customers in different industries all over the world. JWL meets customer requirements on functionality and design, and we supply subtle, quality solutions with unchangeable demands on reliability and functionality.

JWL products have been tried and tested by professionals over the years, during which we have perfected the use of compressed air.

Our logo represents unbeatable quality

As Johannes Wagner Lund founded JWL in 1963, the three triangles were a manifestation of extremely high quality and precision in the field of technical engineering – and that is why we still use them in our logo. Our products are characterized by exceptional quality, design and reliable functionality, and have been so for more than 50 years.

We keep your work environment in mind

The JWL products are all developed focusing on our customers’ work situations. Therefore, we naturally consider work environment, noise emission and energy consumption in all our solutions in order to make sure that user-friendly, reliable JWL products are always at hand.

JWL employees come up with innovative solutions

JWL experience and sense of quality, ensures that we are continuously an innovative company that focuses on the development of our products. We are inventive and pay special attention to new solutions that will always make life easier for our customers. This is possible, thanks to our skilled and committed employees, at the factory in Hedensted, Denmark. They take pride in developing subtle, logical and reliable compressed air solutions.

Your needs and wishes are our challenge!

The developmental work on compressed air solutions continues

We are committed by the three triangles in our logo, and JWL, headed by Kristian Lund, the son of Johannes Wagner Lund, will continuously live up to the very high standards that we are respected and known for. The resourcefulness and creativity that prevail at JWL, will secure user-friendly and innovative compressed air solutions that will last for the next 50 years as well.

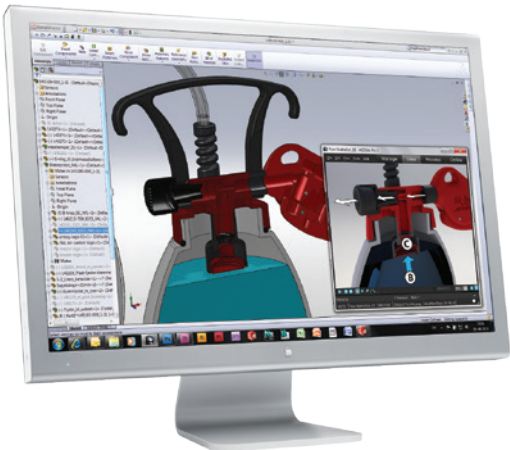
The JWL products are developed and produced in Denmark.

The JWL Air Boy blowguns have been thoroughly tested over the years – and the valve system is guaranteed leak-free even after 28 million operations.



25
Year Warranty
Jahre Garantie
ans de Garantie
años de garantía
års garanti

From Idea to Product



143102-000



Air Boy[®] Blowguns for all cleaning purposes

High quality is a matter of course, when we present our JWL Air Boy blowguns.


The Air Boy has been thoroughly tested by thousands of professionals over the years – we have supplied blowguns since the 1970s and always focused on efficiency and reliability. Service life is top-notch – even after 28 million operations.

Therefore we are also proud of now to offer a 25 year warranty on the valvesystem in our Air Boy blowgun.

JWL has one of the widest ranges of blowguns in the world – we are able to supply blowguns for all purposes to match your exact requirements. So whether you prefer the classic standard model or the more sophisticated silent and unblockable safety blowgun, we have just the model for you.

The JWL design is a classic in itself. We use compressed air to ease the use of the handle; the handle is always soft and pleasant to hold and never cools during use.

We are proud of our design and the fact that the JWL Air Boy is the most copied blowgun at present.





25

Year Warranty
Jahre Garantie
ans de Garantie
años de garantía
års garanti

Air Boy®

Your choice of blowgun really matters...

Below you will easily find the blowgun that meets your requirements.

	Air consumption at 8 bar	Noise level at 8 bar (Noise level at 6 bar)	Blowing force (N) distance: 150 mm	Max working pressure	OSHA 1910.95 (b) Max 90 dB 8 hr	OSHA STD 1-13.1 Max 30 psi when blocked	EU noise directive 2003/10/CE : Max 85 dB
Air Boy® Classic , ø8mm Robust, infinitely adjustable and leak free	380 l/min	85 dB (84 dB)	3,92 N	Max 16 bar	OK	-	OK
Air Boy® SUPER Silent , ø8mm Low noise level, unblockable and high blowing force	330 l/min	78,5 dB (76,8 dB)	2,94 N	Max 12 bar	OK	OK	OK
Air Boy® Silent , ø8mm Low noise level and unblockable	260 l/min	74 dB (72 dB)	1,72 N	Max 16 bar	OK	OK	OK
Air Boy® TURBO , ø8mm The venturi nozzle increases air flow by 100%	300 l/min	85,4 dB (83,7 dB)	3,19 N	Max 16 bar	OK	OK	-
JET Air Boy® High blowing force and low noise level	580 l/min	81,5 dB (78 dB)	5,05 N	Max 10 bar	OK	OK	OK
Safety Air Boy®3,5 bar Automatic pressure reduction (3,5 bar)	220 l/min	76,5 dB (73,5 dB)	1,86 N	Max 16 bar	OK	-	OK
Safety Air Boy®2 bar Automatic pressure reduction (2 bar)	140 l/min	68 dB (67 dB)	1,08 N	Max 16 bar	OK	OK	OK
Air Boy® Non Scratch , ø8mm It prevents scratching and damage	380 l/min	85 dB (84 dB)	3,92 N	Max 16 bar	OK	-	OK
Air Boy® Stainless , ø8mm Ideal for fluids and aggressive environments	380 l/min	85 dB (84 dB)	3,92 N	Max 16 bar	OK	-	OK

The durability of our blowguns is top notch - even after 28 million operations. Therefore, we are also proud to offer you a 25 year warranty on the valve system in your Air Boy® blowgun!

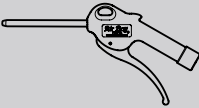
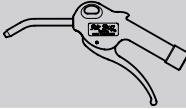



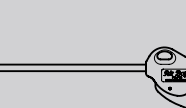



25









Year Warranty
Jahre Garantie
ans de Garantie
años de garantía
års garanti

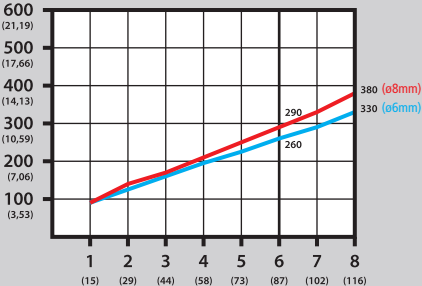
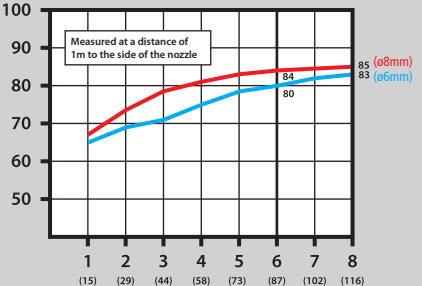
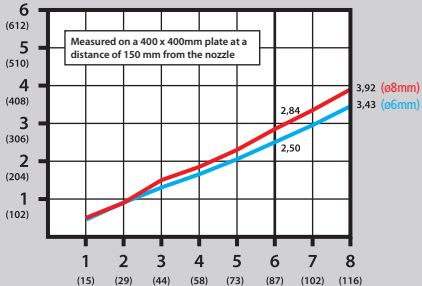


Air Boy® Classic

Robust and impact resistant, infinitely adjustable, leak free

Air Boy® Classic	Variants	Code no.
	Air Boy® Blowgun with ø8mm straight pipe	140100-000
	Air Boy® Blowgun with ø6mm straight pipe	140105-000
	Air Boy® Blowgun with ø8mm bent pipe	140101-000
	Air Boy® Blowgun with ø6mm bent pipe	140102-000
	Air Boy® Blowgun with ø8mm bent pipe & metal bushing	140182-000
	Air Boy® Blowgun with ø6mm bent pipe & metal bushing	140181-000
	Air Boy® Blowgun with ø8mm bent pipe & adjustment	140103-000
	Air Boy® Blowgun with ø6mm bent pipe & adjustment	140104-000
	Air Boy® Blowgun with ø8mm x 300mm straight pipe	140112-000
	Air Boy® Blowgun with ø8mm x 500mm straight pipe	140113-000
	Air Boy® Blowgun with ø8mm x 1000mm straight pipe	140114-000
	Air Boy® Blowgun with ø8mm x 1500mm stainless straight pipe	140183-000
	Air Boy® Blowgun with ø8mm x 2000mm stainless straight pipe	140184-000
	Air Boy® Blowgun with ø6mm x 300mm straight pipe	140123-000
	Air Boy® Blowgun with ø6mm x 500mm straight pipe	140115-000

Materials		Specifications		Directives		
Handle and trigger	Acetal plastic	 Max 16 bar		 2003/10/CE	Max 85 dB	OK
Valve	Acetal plastic	 380 l/min (ø8mm, 8bar)	330 l/min (ø6mm, 8bar)	 OSHA 1910.95 (b)	Max 90 dB 8 hr	OK
Gaskets / O-rings	Nitrile	 85 dB (8 bar, ø8mm) 84 db (6 bar, ø8mm)	83 dB (8 bar, ø6mm) 80 db (6 bar, ø6mm)	 OSHA STD 1-13.1	Max 30 psi when blocked	-
Blowing tube & shaft	Steel, el. galvanised	 -10°C to +80°C				
Spring	Hardened spring wire	 ~0,105 kg				

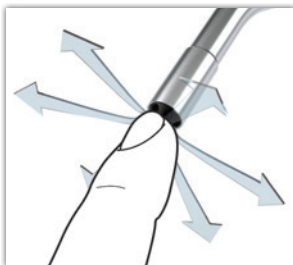
Flow	l/min(cfm) / bar(psi)	Noise level	dB / bar(psi)	Blowing force	Newton (g) / bar(psi)
					

SUPER Silent Air Boy®

Low noise level, unblockable and high blowing force



SUPER Silent Air Boy®	Variants	Code no.
	SUPER Silent Air Boy® Blowgun with ø8mm stainless straight pipe Low noise level and unblockable, meets (OSHA)	140140-000
	SUPER Silent Air Boy® Blowgun with ø6mm stainless straight pipe Low noise level and unblockable, meets (OSHA)	140142-000
	SUPER Silent Air Boy® Blowgun with ø8mm stainless bent pipe Low noise level and unblockable, meets (OSHA)	140141-000
	SUPER Silent Air Boy® Blowgun with ø6mm stainless bent pipe Low noise level and unblockable, meets (OSHA)	140143-000
	SUPER Silent Air Boy® Blowgun with ø8mm x 300 mm stainless pipe Low noise level and unblockable, meets (OSHA)	140144-000
	SUPER Silent Air Boy® Blowgun with ø8mm x 500 mm stainless pipe Low noise level and unblockable, meets (OSHA)	140145-000
	SUPER Silent Air Boy® Blowgun with adjustment & ø8mm stainless bent pipe Low noise level and unblockable, meets (OSHA)	140148-000



All Airboy® blowguns have infinitely adjustment of the air pressure. In addition Airboy® is also available with volume control.



Materials		Specifications		Directives		
Handle and trigger	Acetal plastic	Max 12 bar	330 l/min (8bar)	2003/10/CE	Max 85 dB	OK
Valve	Acetal plastic	78,5 dB (8 bar), (76,8 db at 6 bar)	-10°C to +60°C	OSHA 1910.95 (b)	Max 90 dB 8 hr	OK
Gaskets / O-rings	Nitrile	~0,100 kg		OSHA STD 1-13.1	Max 30 psi when blocked	OK
Blowing tube & shaft	Stainless Steel					
Spring	Hardened spring wire					

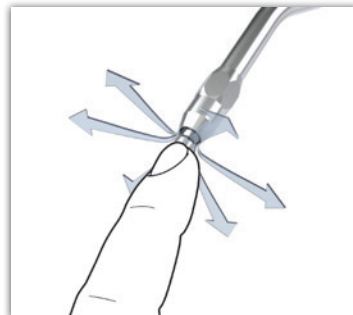
Flow	l/min(cfm) / bar(psi)	Noise level	dB / bar(psi)	Blowing force	Newton (g) / bar(psi)



Silent Air Boy®

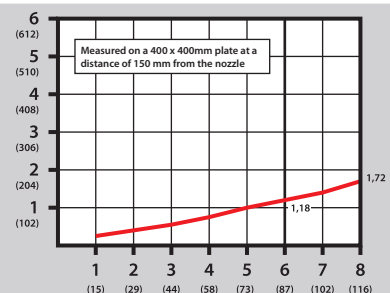
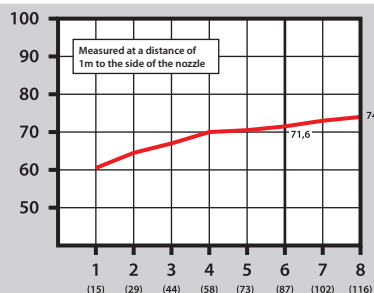
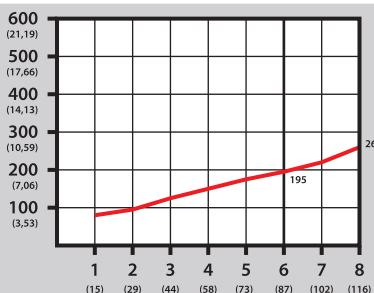
Low noise level and unblockable

Silent Air Boy®	Variants	Code no.
	Silent Air Boy® Blowgun with ø8mm bent pipe Low noise level and unblockable, meets (OSHA)	140125-000
	Silent Air Boy® Blowgun with ø8mm straight pipe Low noise level and unblockable, meets (OSHA)	140126-000
	Silent Air Boy® Blowgun with adjustment & ø8mm bent pipe Low noise level and unblockable, meets (OSHA)	140135-000
	Silent Air Boy® Blowgun with adjustment & ø8mm straight pipe Low noise level and unblockable, meets (OSHA)	140136-000
	Silent Air Boy® Blowgun with ø8mm bent pipe with pressure stop Low noise level and unblockable, meets (OSHA)	140128-000
	Silent Air Boy® Blowgun with pressure stop. Straight pipe 500mm x ø8mm Low noise level and unblockable, meets (OSHA)	140129-000



Materials		Specifications	Directives		
Handle and trigger	Acetal plastic	Max 16 bar	2003/10/CE	Max 85 dB	OK
Valve	Acetal plastic	260 l/min (8bar)	OSHA 1910.95 (b)	Max 90 dB 8 hr	OK
Gaskets / O-rings	Nitrile	74 dB (8 bar), (72 db at 6 bar)	OSHA STD 1-13.1	Max 30 psi when blocked	OK
Blowing tube & shaft	Steel, el. galvanised	-10°C to +60°C			
Spring	Hardened spring wire	~0,1020 kg			

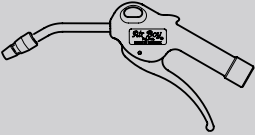
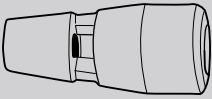
Flow	l/min(cfm) / bar(psi)	Noise level	dB / bar(psi)	Blowing force	Newton (g) / bar(psi)

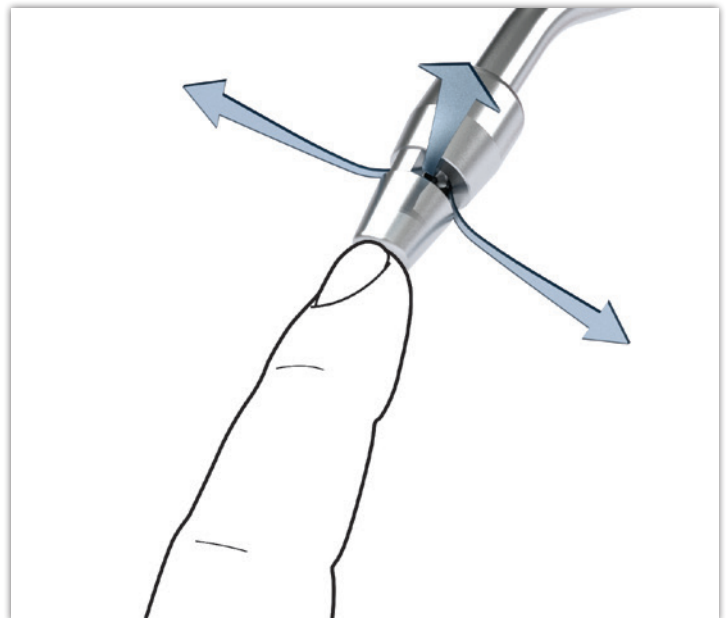













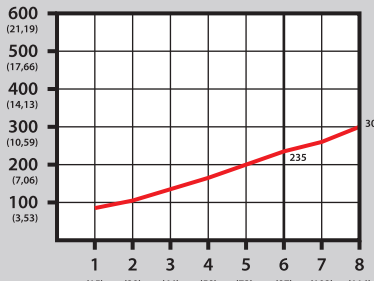
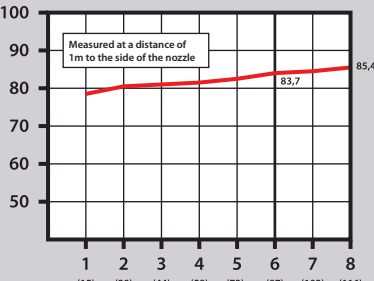
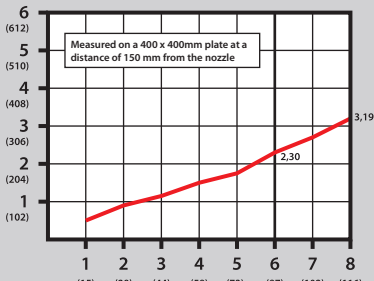
Air Boy[®] TURBO

The venturi nozzle increases air flow by 100%

Air Boy [®] TURBO	Variants	Code no.
	Air Boy [®] TURBO Blowgun with ByPass nozzle - ø8mm bent pipe High airflow & unblockable	140111-000
	Air Boy [®] TURBO Blowgun with ByPass nozzle - ø6mm bent pipe High airflow & unblockable	140110-000
	ø6mm ByPass nozzle	144115
	ø8mm ByPass nozzle	144116



Materials		Specifications		Directives		
Handle and trigger	Acetal plastic	 Max 16 bar	 300 l/min (8bar)	 2003/10/CE	Max 85 dB	-
Valve	Acetal plastic	 85,4 dB (8 bar), (83,7 db at 6 bar)	 -10°C to +80°C	 OSHA 1910.95 (b)	Max 90 dB 8 hr	OK
Gaskets / O-rings	Nitrile	 ~0,115 kg		 OSHA STD 1-13.1	Max 30 psi when blocked	OK
Blowing tube & shaft	Steel, el. galvanised					
Spring	Hardened spring wire					

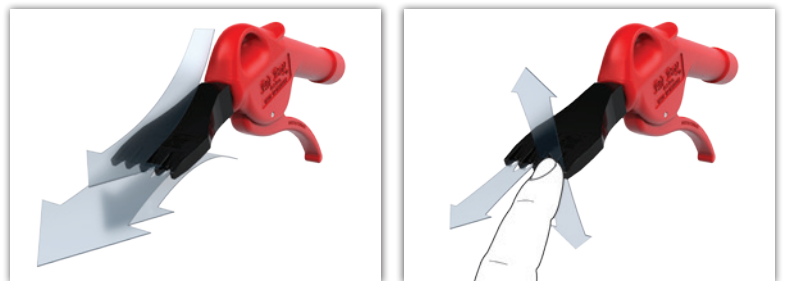
Flow	l/min(cfm) / bar(psi)	Noise level	dB / bar(psi)	Blowing force	Newton (g) / bar(psi)
					



Jet Air Boy®

High blowing force, unblockable and low noise level

Silent Air Boy®	Variants	Code no.
	Jet Air Boy® Blowgun with flatnozzle Low noise level and unblockable, meets (OSHA)	140026-134
	Jet Air Boy® Blowgun with flatnozzle & volume control Low noise level and unblockable, meets (OSHA)	140027-134
	Jet Air 1 nozzle - black POM Low noise level and unblockable, meets (OSHA)	141000-000
	Jet Air 2 nozzle - grey ULTEM1000 - 200°C Low noise level and unblockable, meets (OSHA)	141001-000



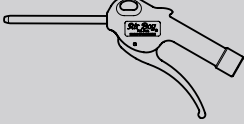
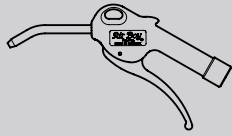
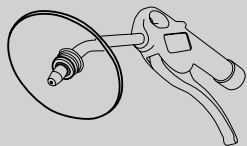
Materials		Specifications	Directives		
Handle and trigger	Acetal plastic	Max 10 bar	2003/10/CE	Max 85 dB	OK
Valve	Acetal plastic	580 l/min (8bar)	OSHA 1910.95 (b)	Max 90 dB 8 hr	OK
Gaskets / O-rings	Nitrile	81,5 dB (8 bar), (78 db at 6 bar)	OSHA STD 1-13.1	Max 30 psi when blocked	OK
Blowing tube & shaft	Acetal, Steel	-10°C to +80°C			
Spring	Hardened spring wire	~0,095 kg			









Flow	l/min(cfm) / bar(psi)	Noise level	dB / bar(psi)	Blowing force	Newton (g) / bar(psi)

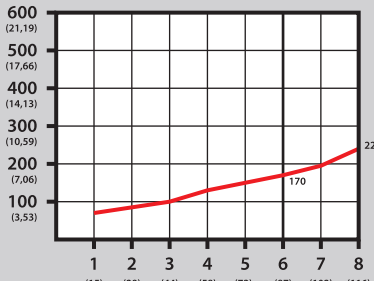
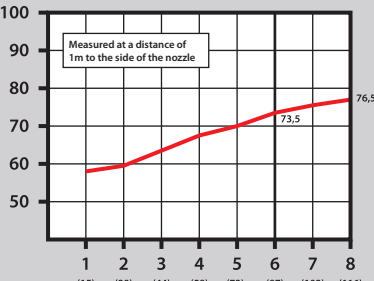
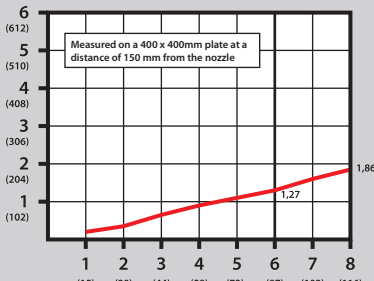
Safety Air Boy[®] 3,5 bar

Safety blowgun with automatic pressure reduction to 3,5 bar



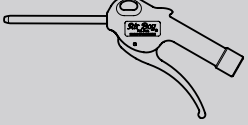
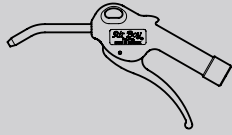
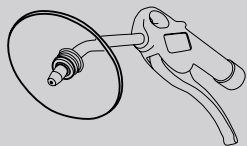
Safety Air Boy [®]	Variants	Code no.
	Safety Air Boy [®] Blowgun with ø8mm straight pipe - 3,5 bar By blocking the pressure falls to max 3,5 bar	140170-000
	Safety Air Boy [®] Blowgun with ø8mm bent pipe - 3,5 bar By blocking the pressure falls to max 3,5 bar	140171-000
	Chip shield. Fits all blowguns with ø8mm pipes except for SUPER Silent Air Boy [®]	144180
	Chip shield. Fits all blowguns with ø6mm pipes except for SUPER Silent Air Boy [®]	144181

Materials		Specifications	Directives		
Handle and trigger	Acetal plastic	 Max 16 bar	 2003/10/CE	Max 85 dB	OK
Valve	Acetal plastic	 220 l/min (8bar)	 OSHA 1910.95 (b)	Max 90 dB 8 hr	OK
Gaskets / O-rings	Nitrile	 76,5 dB (8 bar), (73,5 db at 6 bar)	 OSHA STD 1-13.1	Max 30 psi when blocked	-
Blowing tube & shaft	Steel, el. galvanised	 -10°C to +80°C			
Spring	Hardened spring wire	 ~0,130 kg			

Flow	l/min(cfm) / bar(psi)	Noise level	dB / bar(psi)	Blowing force	Newton (g) / bar(psi)
					









Safety Air Boy® 2 bar

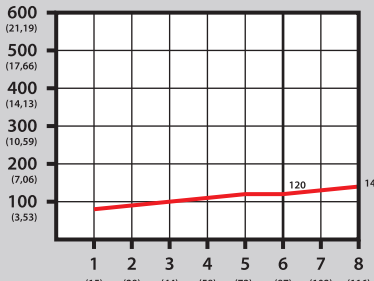
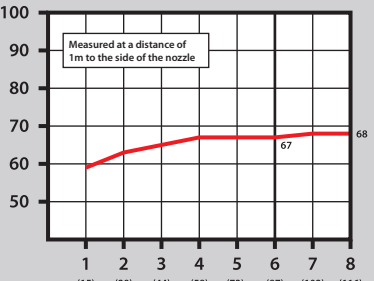
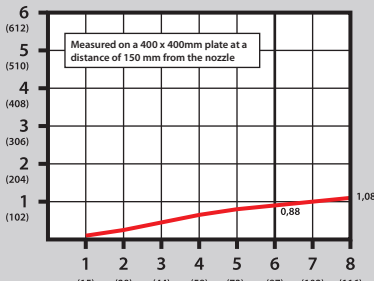
Safety blowgun with automatic pressure reduction to 2 bar

Safety Air Boy®	Variants	Code no.
	Safety Air Boy® Blowgun with ø8mm straight pipe - 2,0 bar By blocking the pressure falls to max 2,0 bar. Meets (OSHA)	140160-000
	Safety Air Boy® Blowgun with ø8mm bent pipe - 2,0 bar By blocking the pressure falls to max 2,0 bar. Meets (OSHA)	140161-000
	Chip shield. Fits all blowguns with ø8mm pipes except for SUPER Silent Air Boy®	144180
	Chip shield. Fits all blowguns with ø6mm pipes except for SUPER Silent Air Boy®	144181

Air Boy® Chip shield
Protects the operator
against back splash of
chips.



Materials		Specifications	Directives		
Handle and trigger	Acetal plastic	 Max 16 bar	 2003/10/CE	Max 85 dB	OK
Valve	Acetal plastic	 140 l/min (8bar)	 OSHA 1910.95 (b)	Max 90 dB 8 hr	OK
Gaskets / O-rings	Nitrile	 68 dB (8 bar), (67 db at 6 bar)	 OSHA STD 1-13.1	Max 30 psi when blocked	OK
Blowing tube & shaft	Steel, el. galvanised	 -10°C to +80°C			
Spring	Hardened spring wire	 ~0,125 kg			

Flow	l/min(cfm) / bar(psi)	Noise level	dB / bar(psi)	Blowing force	Newton (g) / bar(psi)
					

Air Boy® Non Scratch

It prevents scratching and damage



Air Boy® Non Scratch	Variants	Code no.
	Air Boy® Blowgun with ø8mm straight pipe & rubber nozzle	140020-000
	Air Boy® Blowgun with ø8mm bent pipe & rubber nozzle	140021-000
	Air Boy® Blowgun with ø6mm bent pipe & rubber nozzle	140022-000
	Air Boy® Junior with rubber nozzle	140023-000
	Extra rubber nozzle to ø8mm pipes	144124
	Extra rubber nozzle to ø6mm pipes	144194



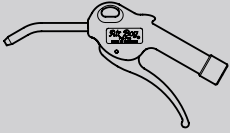
Materials		Specifications		Directives		
Handle and trigger	Acetal plastic	Max 16 bar	380 l/min (8bar)	2003/10/CE	Max 85 dB	OK
Valve	Acetal plastic	85 dB (8 bar), (84 db at 6 bar)	-10°C to +80°C	OSHA 1910.95 (b)	Max 90 dB 8 hr	OK
Gaskets / O-rings	Nitrile	~0,105 kg		OSHA STD 1-13.1	Max 30 psi when blocked	-
Blowing tube & shaft	Steel, el. galvanised					
Spring	Hardened spring wire					

Flow	l/min(cfm) / bar(psi)	Noise level	dB / bar(psi)	Blowing force	Newton (g) / bar(psi)

Air Boy® Stainless

Ideal for fluids and aggressive environments

Air Boy® Stainless (AISI316)



Variants


Air Boy® Blowgun with ø8mm bent pipe - stainless (AISI316)

Code no.

140120-000

Air Boy® Blowgun with ø6mm bent pipe - stainless (AISI316)

140199-000



Air Boy® Blowgun with straight pipe 1500mm x ø8mm - stainless (AISI316)

140183-000

Air Boy® Blowgun with straight pipe 2000mm x ø8mm - stainless (AISI316)

140184-000



Materials

Handle and trigger	Acetal plastic
Valve	Acetal plastic
Gaskets / O-rings	Nitrile
Blowing tube & shaft	Stainless (AISI316)
Spring	Stainless (AISI316)

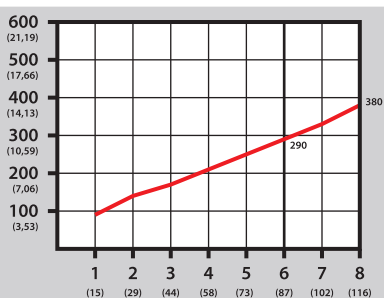
Specifications

	Max 16 bar
	380 l/min (8bar)
	85 dB (8 bar), (84 db at 6 bar)
	-10°C to +80°C
	~0,105 kg

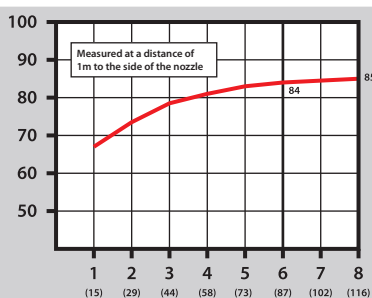
Directives

	2003/10/CE	Max 85 dB	OK
	OSHA 1910.95 (b)	Max 90 dB 8 hr	OK
	OSHA STD 1-13.1	Max 30 psi when blocked	-

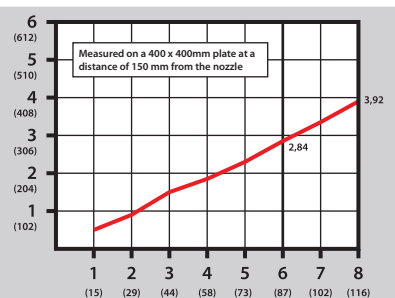
Flow l/min(cfm) / bar(psi)



Noise level dB / bar(psi)



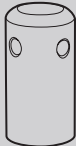
Blowing force Newton (g) / bar(psi)



Air Boy® 90° Angle Nozzle

Ideal for cleaning hard to reach places.



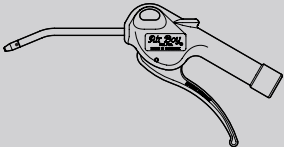
Air Boy® 90° Angle Nozzle	Variants	Code no.
	<p>Air Boy® 90° Angle Nozzle. Available as an accessory for all Air Boy® Classic blowguns. Ideal for cleaning inside cylindrical objects or hard to reach places. Note the nozzle can not be removed after installation.</p>	144177



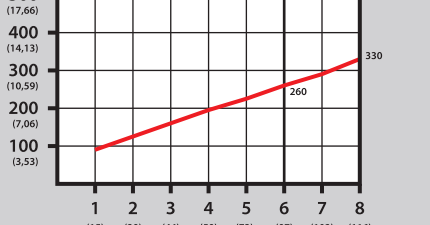
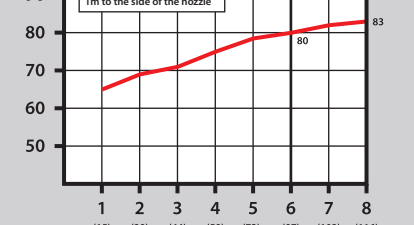
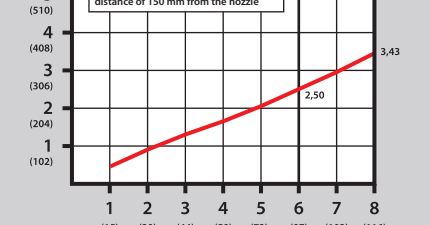
Air Boy® Anti-Block

Unblockable Safety Blowgun



Air Boy® Anti-Block	Variants	Code no.
	<p>Air Boy® blowgun with ø6mm bent pipe and unblockable nozzle. The holes in the side of the blowing tube ensures that the air can get out if the tip is blocked.</p>	140106-000

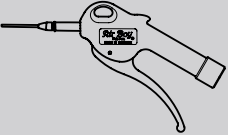
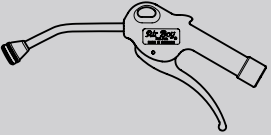
Materials		Specifications		Directives		
Handle and trigger	Acetal plastic		Max 16 bar		2003/10/CE	Max 85 dB OK
Valve	Acetal plastic		330 l/min (ø6mm, 8bar)		OSHA 1910.95 (b)	Max 90 dB 8 hr OK
Gaskets / O-rings	Nitrile		83 dB (8 bar) , 80 db (6 bar)		OSHA STD 1-13.1	Max 30 psi when blocked -
Blowing tube & shaft	Steel, el. galvanised		-10°C to +80°C			
Spring	Hardened spring wire		~0,105 kg			

Flow	Noise level	Blowing force
l/min(cfm) / bar(psi)	dB / bar(psi)	Newton (g) / bar(psi)
 <p>Graph showing Flow (l/min/cfm) vs Pressure (bar/psi). The flow rate increases from approximately 100 l/min at 1 bar to 330 l/min at 8 bar.</p>	 <p>Graph showing Noise level (dB) vs Pressure (bar/psi). Measured at a distance of 1m to the side of the nozzle. Noise level increases from approximately 65 dB at 1 bar to 83 dB at 8 bar.</p>	 <p>Graph showing Blowing force (Newton/g) vs Pressure (bar/psi). Measured on a 400 x 400mm plate at a distance of 150 mm from the nozzle. Blowing force increases from approximately 100 N at 1 bar to 3,43 N at 8 bar.</p>






Air Boy[®] Inflating guns

Inflating guns for footballs, bicycles, cars etc.

Air Boy [®] Inflating guns	Variants	Code no.
	Air Boy [®] ball inflating gun incl. Inflating needle. Also suitable for work in confined spaces.	140108-000
	Air Boy [®] Universal inflating gun for bicycles, ø8 mm bent tube	140118-000
Accessories		Code no.
	Rubbercone for 140118-000	150203
	Brass sleeve for 140118-000	150202
	Extra inflating needle for Air Boy [®] ball inflating gun 140108-000	140297



Materials		Specifikationer	
Handle and trigger	Acetal plastic	 Max 16 bar	
Valve	Acetal plastic	 -10°C to +60°C	
Gaskets / O-rings	Nitrile	 100g (140108-000), 126g (140118-000)	
Blowing tube & shaft	Steel, el. galvanised		
Inflating head	Brass		
Spring	Hardened spring wire		

147160-134



142130-000



145100-000



142175-134



143103-000



150120-134



146134-000



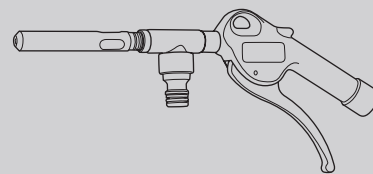
Air & Water Gun

142180-000

JWL Air & Water Guns are powerful, efficient spray guns, where a mixture of compressed air and water, allows cleaning items that might be damaged by using a high pressure cleaner, but where you still need more pressure, than the main supply can deliver. JWL Air & Water Guns are designed to allow operators to come close to items being washed without getting wet – NO SPLASHBACK.

JWL Air & Water Guns are made of impact-resistant materials and perfectly serve degreasing, cleaning and detergent coating purposes.

JWL Air & Water Guns mixes compressed air and water - and the spray is easily regulated by the nozzle.



142180-000

Technical description:

Air connection	1/4" internal thread
Water connection	Nipple for water coupling
Working pressure	6-10 bar
Air consumption	Max. 380 l/min
Water consumption	4-8 l/min

Materials:

Handle and trigger	Acetal plastic
Valve	Acetal plastic
Gaskets/O-rings	Nitrile
Blowing tube & shaft	Steel, electrically galvanised
Springs	Hardened spring wire
Nozzles	POM

Cleaning guns

JWL Cleaning guns are powerful, efficient cleaning guns suitable for most kinds of cleaning agents. JWL Cleaning guns are ideal for degreasing, cleaning and detergent coating purposes, even where aggressive chemicals are used.

JWL Cleaning guns are designed to assist you in the best possible way on a daily basis. Therefore, JWL Cleaning guns are user-friendly and easily operated – the liquid flow is infinitely adjustable and easily regulated using the trigger. We use compressed air in the guns to ease the use of the handle that is soft and pleasant to hold, and never cools during use. All other materials are impact and corrosion resistant.

JWL Cleaning guns are available in several models with various nozzle types, container sizes and suction hoses.



Technical description:

Max. working press.	6-12 bar (87 -174 psi)
Air consumption	Max. 100 l/min at 8 bar
Containers	1,2 Litre & 2,0 Litre
Thread:	BSP/NPT

Materials:

Handle and trigger	Acetal plastic
Valve	Acetal plastic
Gaskets / O-rings	Nitrile
Blowing tube & shaft	Steel, electrically galvanized
Springs	Hardened spring wire
Containers	PEHD
Suction tube	Nylon PA12
Hoses	PVC
Nozzles	POM, PA6 Steel, brass



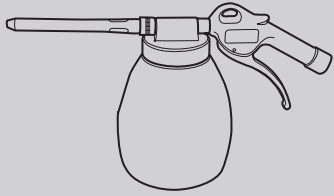
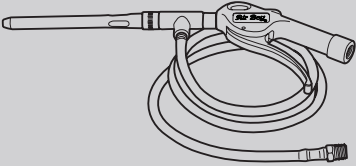
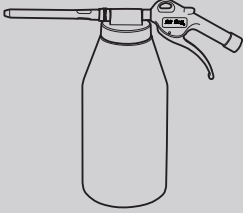
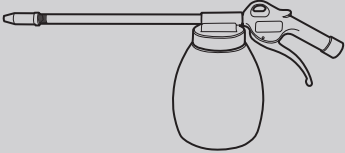

142130-000



142102-000



142131-000

JWL Cleaning guns		Code no.
	JWL Cleaning gun, plastic nozzle, 150 mm - container 1,2 litre	142130-000
	JWL Cleaning gun, plastic nozzle, 200 mm - container 1,2 litre	142135-000
	JWL Cleaning gun, w/suction hose & 150 mm tube	142131-000
	JWL Cleaning gun, plastic nozzle, 150 mm - container 2,0 litre	142132-000
	JWL Cleaning gun, plastic nozzle, 200 mm - container 2,0 litre	142136-000
	JWL Cleaning gun, metal nozzle, 260mm - container 1,2 litre	142100-000
	JWL Cleaning gun, metal nozzle, 145mm - container 1,2 litre	142101-000
	JWL Cleaning gun, metal nozzle, 1000mm - container 1,2 litre	142110-000
	JWL Cleaning gun, metal nozzle, 260mm - container 2,0 litre	142102-000
	JWL Cleaning gun, metal nozzle, 145mm - container 2,0 litre	142103-000
	JWL Cleaning gun, metal nozzle, 1000mm - container 2,0 litre	142112-000
Accessories		Code no.
	Extra metal nozzle	142206
	Container 1,2 litre	143200
	Container 2,0 litre	143202
	Container with lid 1,2 litre	143160
	Container with lid 2,0 litre	143161

AC Cleaner


The new JWL A/C cleaner helps you to clean and remove bacterias from the air conditioning system - easy and simple.

The cleaning liquid provides a protective layer, which keeps the air conditioning system clean and at the same time gives a clean odeur in the car.

Car manufacturers recommend to clean the air conditioning system at least once a year.

The JWL A/C Cleaner is designed to be user-friendly and operated quite easily on a daily basis.
 The A/C Cleaner is made of impact-resistant materials.

With the JWL A/C cleaner you get a careful and thorough cleaning, which secures you a well-functioning air conditioning system in the future also.



Technical description:

Max. working press.	6-12 bar (87 -174 psi)
Air consumption	Max. 100 l/min at 8 bar
Containers	1,2 Litre & 2,0 Litre
Thread:	BSP/NPT

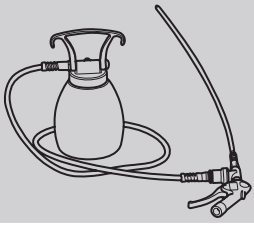
Materials:

Handle and trigger	Acetal plastic
Valve	Acetal plastic
Gaskets / O-rings	Nitrile
Blowing tube & shaft	Steel, electrically galvanised
Springs	Hardened spring wire
Containers	PEHD
Suction tube	Nylon PA11
Hoses	PVC
Nozzles	POM, PA6 Steel, brass



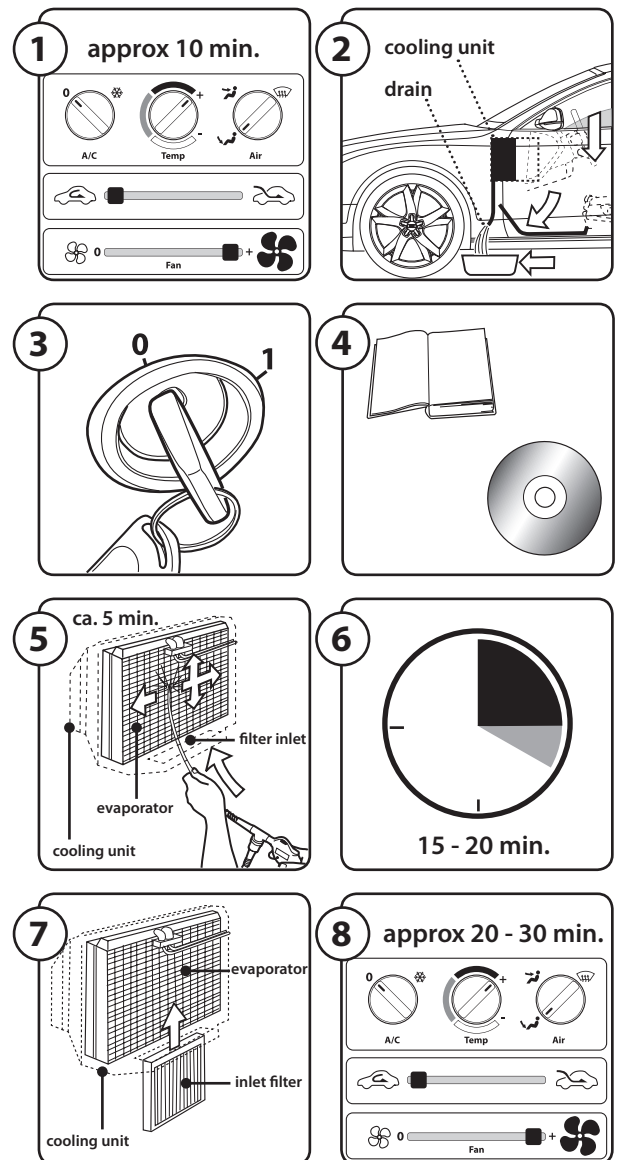
142175-134



JWL AC Cleaner		Code no.
	JWL AC Cleaner with 1,2 litre container	142175-134
Accessories		Code no.
	Complete container with hose	142172-134
	JWL A/C cleaning gun	142173-134
	JWL A/C hose ø8 x 900 mm	142170-000

JWL AC Cleaner instruction manual

- Preparation and treatment of evaporator:
Dry the evaporator for 10 minutes under following conditions: ▶ A/C: **off**, ▶ Air Inlet: **circulation**, ▶ Temp.: **warm**, ▶ Air outlet: **Foot**, ▶ Fan: **hi**
- Put a tray under evaporators drain hose and shop cloth under the cooling unit to avoid dropping on the ground and floor mat.
▶ Open windows for ventilation.
- Before handling the evaporator, the ignition of the vehicle should be disconnected or turned off.
- When cleaning, the vehicle should be prepared as specified in the respective operating instructions.
- Insert the spray nozzle into the filter inlet or resistor opening (or another suitable inlet) and spray whole container into the evaporator while moving the nozzle around to cover the whole evaporator surface.
- Once it has been sprayed on, the cleaning fluid should be allowed to act for about 15-20 minutes.
- Reinstall filter and other temporarily removed parts.
- To dry the treated evaporator proceed as follows: ▶ A/C: **Off**, ▶ Air inlet: **Circulation**, ▶ Temp.: **warm**, ▶ Air outlet: **foot**, ▶ Fan: **hi**, ▶ time to dry: 20 – 30 minutes.



Brake bleeders


JWL Brake bleeders are used for bleeding and refilling the brake systems of all types of vehicles, quickly and cleanly by a single person.

JWL Brake bleeders are also suitable for bleeding other closed fluid systems.

JWL Brake bleeders must, however, never be used for explosive fluids, e.g. petrol and acetone.

JWL Brake bleeders are available in several models – with or without refilling systems – for cars and motorcycles - with or without safety valve, which prevents the fluid to atomize when the container is full.

JWL Brake bleeders are approved and distributed by leading brake disc manufacturers.



The brake bleeder is produced with a handle, which can be used both as mounting and roll up.

Technical description:

Max. working press.	6-12 bar (87 -174 psi)
Air consumption	Max. 180 l air/min at 8 bar
Containers	1,2 litre & 2,0 litre
Vacuum	min. 60%
Thread	BSP/NPT

Materials:

Handle and trigger	Acetal plastic
Valve	Acetal plastic
Gaskets / O-rings	EPDM
Springs	Hardened spring wire
Containers	PEHD
Hoses	PVC
Rubbernozzles	TPU

143102-000









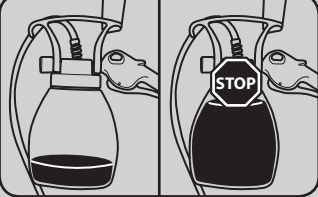


143111-000



143123-000



JWL Brake bleeders		Code no.
	JWL Brake bleeder - standard with 1,2 L container	143102-000
	JWL Brake bleeder - standard with 1,2 L container & safety valve	143103-000
	JWL Brake bleeder - standard with 2,0 L container	143101-000
	JWL Brake bleeder w/replenishment system with 1,2 L container	143112-000
	JWL Brake bleeder w/replenishment system with 1,2 L container & safety valve	143113-000
	JWL Brake bleeder w/replenishment system with 2,0 L container	143111-000
	JWL Brake bleeder for MC with 1,2 L container	143123-000
	JWL brake bleeder for motorcycles with 1,2 L container, valve and ball cock	143122-000
Accessories		Code no.
	Container 1,2 litre	143200
	Container 2,0 litre	143202
	Container with lid 1,2 litre	143160
	Container with lid 2,0 litre	143161
	Repair kit: hose, hose connectors, rubber pipe, relief spring and O-ring	143155
	Repair kit (MC): Y-piece, hose, hose connection, rubber pipe, hose relief & O-ring	143156
	Safety valve. Suitable for all models. The safety valve prevents the fluid to atomize when the container is full.	143267
	Silencer	143800-711
	5 pcs. rubber pipes	143166-000
	5 pcs. O-rings	143164-000

Inflating guns

JWL Inflating guns are used to inflate tires of all types, nice and easy. The air flow is infinitely adjustable and easily regulated using the trigger. We use compressed air in the guns to ease the use of the handle that is soft and pleasant to hold and never cools during use.

JWL Inflating guns are available in several models. All JWL Inflating guns are supplied with air-escape valve and pipe or hose. JWL Inflating guns are available with either twin connector or clamping nipple. Standard lengths of the hose are 0,5m & 1m. Other lengths are available on request.

JWL Inflating guns 150102 and 150103 are supplied as a standard with pressure gauge approved to EU directive 86/217/EØF. The gauge (150102 & 150103) is protected by a special valve system which ensures that it is only subject to pressure from the tire – not from the compressed-air system.

The other inflating guns are mounted with a quality gauge (class 1,6) according to the EN 837-1 standard. All JWL Inflating guns are precision tested during production.

JWL Inflating nipples are a simple, yet efficient, alternative to inflating guns. They are connected directly to a compressed-air coupling or hose. Remember always to check the tire pressure.



Technical description:

Connection	1/4" internal thread
Max. working press.	Max 12 Bar (174 psi)
Gauge (standard)	0 - 12 Bar (0 - 174 psi)
Gauge (calibrated)	0 - 10 Bar (0 - 140 psi)
Hose	0,5 m , 1,0 m



150123-134



150120-134



150130-134



150110



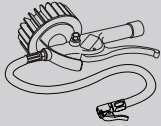
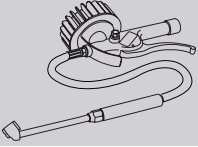
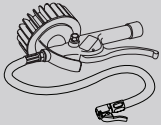
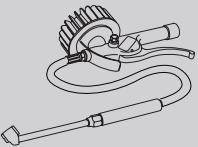
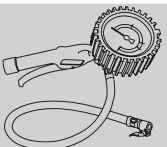
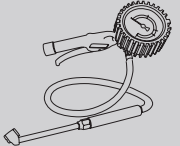
150111



150112



150113

JWL Inflating guns		Code no.
	Tire inflating gun with clamping nipple ø63, 0,5 m hose Pressure gauge (0-12 bar) in accuracy class 1.6 in accordance with EN 837-1 standard. Accuracy: 0-12 bar: ± 0.19 bar. Scale: bar & psi	150120-134
	Tire inflating gun with clamping nipple ø63, 1,0 m hose Pressure gauge (0-12 bar) in accuracy class 1.6 in accordance with EN 837-1 standard. Accuracy: 0-12 bar: ± 0.19 bar. Scale: bar & psi	150126-134
	Tire inflator ø63, with twin connector, 0,5 m hose Pressure gauge (0-12 bar) in accuracy class 1.6 in accordance with EN 837-1 standard. Accuracy: 0-12 bar: ± 0.19 bar. Scale: bar & psi	150123-134
	Tire inflating gun with clamping nipple ø80, 0,5 m hose Pressure gauge (0-12 bar) in accuracy class 1.6 in accordance with EN 837-1 standard. Accuracy: 0-12 bar: ± 0.19 bar. Scale: bar & psi	150130-134
	Tire inflating gun with clamping nipple ø80, 1,0 m hose Pressure gauge (0-12 bar) in accuracy class 1.6 in accordance with EN 837-1 standard. Accuracy: 0-12 bar: ± 0.19 bar. Scale: bar & psi	150134-134
	Tire inflator ø80, with twin connector, 0,5 m hose Pressure gauge (0-12 bar) in accuracy class 1.6 in accordance with EN 837-1 standard. Accuracy: 0-12 bar: ± 0.19 bar. Scale: bar & psi	150131-134
	Tire inflating gun with clamping nipple ø80, 0,5 m hose (86/217CEE) Pressure gauge (0-10 bar) approved according to 86/217/EEC. Calibrated Accuracy: 0-4 bar: ±0,08 bar, 4-10 bar: ±0,16 bar. Scale: bar & psi	150102-134
	Tire inflator ø80, with twin connector, 0,5 m hose (86/217CEE) Pressure gauge (0-10 bar) approved according to 86/217/EEC. Calibrated Accuracy: 0-4 bar: ±0,08 bar, 4-10 bar: ±0,16 bar. Scale: bar & psi	150103-134
JWL Inflation nipples		Code no.
	Inflation nipple w/coupler plug JWL 520 "EURO", automobile	150110
	Inflation nipple w/coupler plug JWL 520 "EURO", bicycle	150111
	Inflation nipple w/1/4" hose connection, automobile	150112
	Inflation nipple w/1/4" hose connection, bicycle	150113
	Inflation nipple w/coupler plug JWL 521 "Fr/N", automobile	150114
	Inflation nipple w/coupler plug JWL 521 "Fr/N", bicycle	150115
	Inflation nipple w/coupler plug JWL 522 "ORION", automobile	150116
	Inflation nipple w/coupler plug JWL 522 "ORION", bicycle	150117

Sandblasting guns

JWL Sandblasting guns are handy, powerful tools with practical, refillable containers (1,2 L and 2,0 L).

The JWL sandblasting gun efficiently removes rust and ingrained dirt from various surfaces.

JWL sandblasters are ergonomically designed and therefore very user-friendly. They are light weight and easily operated. Sand quantity/suction force is infinitely adjustable and easily regulated with the trigger.

JWL sandblasting set for large tasks is supplied complete with suction pipe and protection mask.

For standard tasks:
 Sand grade 00 with grain size 0,3 – 0,6 mm should be used.

For coarser work:
 Sand grade 0 with grain size 0,4 – 0,8 mm is ideal.


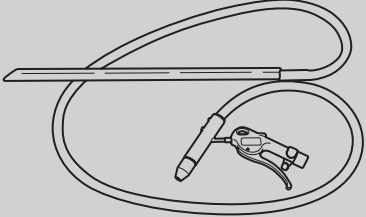


145100-000




Technical description:

Connection	1/4" internal thread
Container	1,2 litre or 2 litre sand
Working press.	6 - 12 Bar (87 - 174 psi)
Air consumption	450 L. air/min at 8 bar

JWL Sandblasting guns		Code no.
	JWL Sandblasting gun w/container 1,2 L.	145100-000
	JWL Sandblasting set	145102-000
Accessories		Code no.
	Safety goggles and mask	145108
	Nozzle for sandblasting gun 145100	145805
	Steel nozzle with o-ring for sandblasting set (145102).	145803
	Container 1,2 L.	143200
	Container 2,0 L.	143202
	Container with lid 1,2 L.	143160
	Container with lid 2,0 L.	143161

145102-000



Underseal guns

JWL Underseal guns are suitable for both water-based and oil-based fluids. JWL Underseal guns are developed in cooperation with leading manufacturers of anti-corrosion fluids.

JWL Underseal guns are designed to be user-friendly and operated quite easily. The fluid flow is infinitely adjustable and easily regulated with the trigger. The synthetic handle is soft and pleasant to hold and never cools during use.

JWL Underseal guns consist of a wide range of guns for the treatment and maintenance of cars and other vehicles that are subject to corrosion and stone chipping.

JWL Underseal set is an ingenious solution when working with various fluids of different viscosities and colours as the suction pipes are equipped with airtight JWL couplings. Fluids can thus be changed without drying out.

JWL Underseal guns are supplied with 1,2 or 2.0 litres containers.

JWL Underseal guns are available with suction pipes and screw lids that fit most disposable containers. The set is also available for both use of disposable and refillable containers. All nozzles are easily replaced with cavity tubes or pipes.



Technical description:

Max. working pressure	16 bar
Temperature range	-10°C to +80°C
Air consumption with nozzle	380 L/min at 8 bar
Air consumption with hose	180 L/min at 8 bar
Thread	BSP/NPT

Materials:

Handle and trigger	Acetal plastic
Valve	Acetal plastic
Gaskets/O-rings	Nitril
Blowing tube and shaft	Stainless steel / plastic
Springs	Hardened spring wire



146100-000



146106-000



146101-000







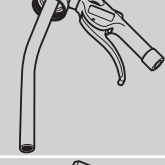
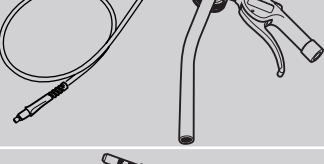
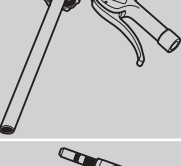

146102-000

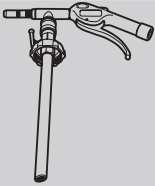
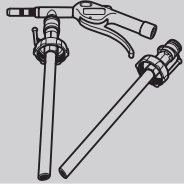
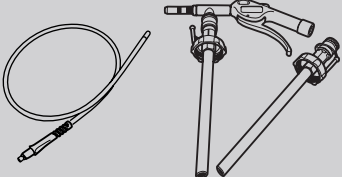


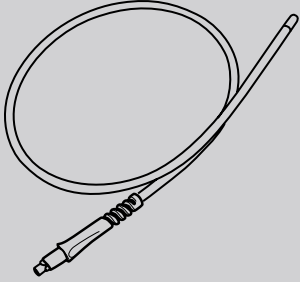
146134-000



146110-000

JWL Body guns		Code no.
	<p>JWL Body gun with 1,2 Litre container</p>	<p>146100-000</p>
	<p>JWL Body gun with 1,2 Litre container & extension probe</p>	<p>146105-000</p>
	<p>JWL Body gun with 2,0 Litre container</p>	<p>146106-000</p>
	<p>JWL Body gun with 2,0 Litre container & extension probe</p>	<p>146116-000</p>
	<p>JWL Body gun with plastic suction pipe - fits disposable canisters</p>	<p>146134-000</p>
	<p>JWL Body gun with plastic suction pipe & extension probe. Fits disposable canisters</p>	<p>146135-000</p>
	<p>JWL Body gun with metal suction pipe - fits disposable canisters</p>	<p>146101-000</p>
	<p>JWL Body gun with metal suction pipe & extension probe</p>	<p>146109-000</p>

JWL Body set		Code no.
	JWL Body set with 1 suction pipe	146107-000
	JWL Body set with 1 suction pipe & extension probe	146117-000
	JWL Body set with 2 suction pipes - for easy change between types of liquids	146102-000
	JWL Body set with 2 suction pipes & volume control	146103-000
	JWL Body set with 2 suction pipes & extension probe	146108-000

Accessories		Code no.
	Extension probe ø8mm x 600mm with drip proof internal hose	146115
	Extension probe ø8mm x 900mm with drip proof internal hose	146110-000
	Extension probe ø8mm x 1500mm with drip proof internal hose	146110-150
	Extension probe ø8mm x 2000mm with drip proof internal hose	146110-200
	Extension probe ø8mm x 3000mm with drip proof internal hose	146110-300
	Suction pipe for Body set 146102, 146103, 146107 & 146108	146807-000
	Extra plastic nozzle for 146110	142250
	External POM nozzle for 146100 & 146134	146237
	Container 1,2 L.	143200
	Container 2,0 L.	143202
	Container with lid 1,2 L.	143160
	Container with lid 2,0 L.	143161

Oil extractors


JWL Oil extractors are ideal for changing oil on tractors, cars, boats, motorcycles, garden machinery and other types of engines. Service life is top-notch, and JWL Oil extractors are continuously reliable and easily operated - day after day.

JWL Oil extractors are also suitable for the removing of various types of oils, e.g. hydraulic, cutting and engine oils.

JWL Oil extractors are made of impact-resistant materials and are extremely corrosion resistant.

JWL Oil extractors are designed to be user-friendly and operated quite easily on a daily basis. The oil flow is infinitely adjustable and easily regulated with the trigger.

JWL Oil extractors are highly suitable for the maintenance of most engine types.



Technical description:

Working pressure	6-12 bar (87 -174 psi)
Air consumption	Max. 180 L. air/min at 8 bar
Containers	1,2 Litre, 2,0 Litre & 7,0 Litre
Vacuum	min. 60%
Thread	BSP/NPT

Materials:

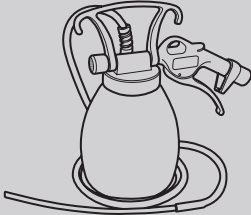

Lid	POM
Suction hose	PVC
Suction pipe	PA11
Container	PE
Handle and trigger	POM
Gaskets/O-rings	Nitrile rubber
Valve	POM
Springs	Spring wire

147150-134



147160-134



JWL Oil extractors		Code no.
	<p>JWL oil extractor for small engines, 1,2 litre container</p>	<p>147150-134</p>
	<p>JWL oil extractor with 2 litre container for small engines</p>	<p>147160-134</p>
Accessories		Code no.
	<p>Silencer for 147150 & 147160</p>	<p>143800</p>
	<p>Container 1,2 L.</p>	<p>143200</p>
	<p>Container 2,0 L.</p>	<p>143202</p>
	<p>Container with lid 1,2 L.</p>	<p>143160</p>
	<p>Container with lid 2,0 L.</p>	<p>143161</p>

Paint spray guns

JWL offers a wide range of professional painting guns, which always provide precise and smooth paintwork with a perfect finish. The painting guns can be split up in 3 categories: Painting guns with gravitational principle, painting guns with suction principle and painting guns with HVLP principle.

The JWL painting guns with gravitational principle are compact and very good at precision tasks. The transparent container ensures that you can keep track of how much paint is left in the container. Furthermore the gravitational principle gives you a better and more uniform result at a lower air pressure.

The painting guns with suction principle are larger and more suitable for tasks, where a larger area has to be painted. The placement of the container beneath the Paint Spray Gun makes it easier to monitor the area being painted.

The JWL painting guns with HVLP principle provide a larger air volume at a lower pressure. This technology enables a more precise and uniform result.



310100-08



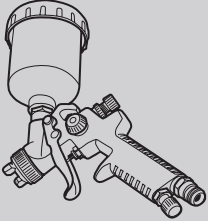



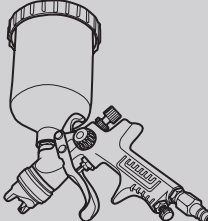











311100-16



312100-17



313100

JWL Paint spray guns	Gravity Feed	Code no.	Tip set
	Paint spray gun, 0.25 litre cup, 0,8 mm nozzle	310100-08	310208
	Paint spray gun, 0.25 litre cup, 1,0 mm nozzle	310100-10	310210
	 35 psi  127 l/min  0.3 kg		
	Paint spray gun, 0.6 litre cup, 1,4 mm nozzle	312100-14	312214
	Paint spray gun, 0.6 litre cup, 1,7 mm nozzle	312100-17	312217
	Paint spray gun, 0.6 litre cup, 2,0 mm nozzle	312100-20	312220
	 50~70 psi  249 ~320 l/min  0.47 kg		
JWL Paint spray guns	Suction Feed	Code no.	Tip set
	Paint spray gun, 1.0 litre cup, 1,6 mm nozzle	311100-16	311216
	Paint spray gun, 1.0 litre cup, 2,0 mm nozzle	311100-20	311220
	 50~70 psi  283 ~360 l/min  1.10 kg		
JWL Paint spray guns	HVLP - Suction Feed	Code no.	Tip set
	Paint spray gun HVLP, 1.0 litre cup, 2,2 mm nozzle. Professional	313100	313222
	- Tip set 1,7 mm to 313100		313226
	- Tip set 2,0 mm to 313100		313227
	 50 psi  249 l/min  1.06 kg		
Accessories		Code no.	
	Extra 0,3 litre cup to 310100, gravity feed	311257	
	Extra 0,6 litre cup to 312100, gravity feed	312255	
	Extra 1 litre cup & lid to 311100, suction feed	311251	
	Extra 1 litre cup to 311100, suction feed	311256	
	Airtight lid for 311100	311255	
	Extra 1 litre cup & lid to 313100, suction feed	313251	
	Filter for Paint spray guns 310100-XX & 312100-XX	310260	
	Hanger for spraygun	311250	

Pneumatic couplings

Couplings for anywhere in the world



JWL Quick release Couplings...

...are robust

Quick couplings from JWL are robust and impact-resistant and manufactured to last. All couplings are pressed together to prevent leaks.




... have a long life

JWL Quick release Couplings from JWL is a proven design - and many of the couplings have proven their utility and durability at a long life.



... have a high airflow

JWL Quick release Couplings are designed with an optimized valve system, that minimizes turbulence, creates maximum airflow and ensures a low pressure drop.



... have a low connection force

51x- & 57x series are designed with a user-friendly valve system that reduces the connection force by 50% compared to conventional valve systems. Connecting and disconnecting can be done by one hand.



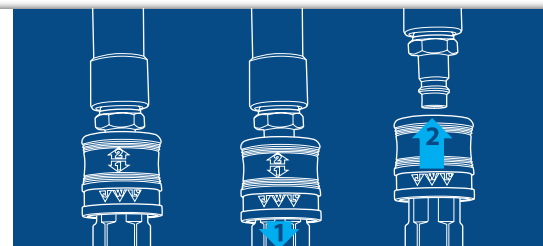
...are compatible

JWL produces Quick release Couplings with a wide range of profiles.



...are safe

We offer Safety Couplings with a 2-step release system.










Profile Overview

See which JWL profile fits your need.



Standard	EURO	ISO 6150 B (US-MIL 1/4")	ARO 210 (Orion)	TEMA 1300	Qic 10	Asian (Nitto-Kohki 200)
Flowdiameter (mm)	7.8	5.5	5.5	6.4	8	7.8
JWL Series	510 520 530 540 550 570	511 521 531 571	512 522 532 572	514 524 534	515	539
AMFLO		C20B	C38			
ARO		102	210			
ATLAS COPCO		08E, 10E, 10SE	08AR		10AC, 10, 10S	
CEJN	320, 321, 322	310	300	303	331	314, 315
EATON	24CC, Auto-Flo 24	1000, 3000, P30, Auto-Flo 23, Safeline, MS	2CC, Auto-Flo 23, 210			
FOSTER		3303, 3-series	210			
GROMELLE (EATON)		600, 10600	GD16600			
HANSEN (EATON)	Auto-Flo 24	22, 3000, 1000, P-30, Auto-Flo 23, AUTO FLO 22, 30SVS, Safeline, MS 1/4", High-Flow 1/4", Quick-Air	AUTO FLO 23, AUTO FLO 20, 210-Series			CHS 03 F
INGERSOLL RAND	757	A2, MS, 102	210, AN6, AS6			
LEGRIS	94XXE07 25 / 26 Series, X25	94XXU06 23 / 24 Series	94XXA06 14 / 22 Series			
NITTO-KOHKI						200
NORDGREN	234, 238	237				
OETIKER	Series C	Series B1	Series A1			
ORION			44510, 44515			
PARKER	RF25	20 (1/4"), 30 (1/4"), HF(1/4"), UC, B23	50, HA, UC, B53			
PCL	XF	ISO B12	Euro			KF
PREVOST	ESC07, ERC07, E07, ESI 07, ESI 07HE	ISI 06, ISC 06, IRC 06, IRM 06	ASI 06, ARC 06, ARM 06			OSG 08, ORG 08
RECTUS-TEMA	25, 26, 1600, 1625	23, 24, 1400, 1423	14, 22	31, 1300	33	13

						
Safe-Air EN 139 EN 270	Safe-Air	EURO XL	TEMA 1800	ISO 6150 B (US-MIL 1/2")	Qic 15	Standard
7.8	5.0	10.4	11	11	11	Flowdiameter (mm)
580	585	600	604	691	695	JWL Series
				C10		AMFLO
				104, 204		ARO
		15E, 15SE		15US	15, 15S	ATLAS COPCO
341, 342, 344		410, 417	408	550	421	CEJN
				500, 5000, Full-Bore 1/2"		EATON
				5205, 5-series		FOSTER
				1300		GROMELLE (EATON)
				500, 5000, 50SVS High-Flow 1/2" Full-Bore 1/2"		HANSEN (EATON)
				A4, 104, 204		INGERSOLL RAND
		27 Series X27				LEGRIS
						NITTO-KOHKI
						NORDGREN
Series M				Series H / HB		OETIKER
						ORION
		RF37, 55		17, 20 (1/2"), 30 (1/2"), HF(1/2")		PARKER
	InstantAir 51 InstantAir 52					PCL
		ESI 11		ISI 11, ISG 11		PREVOST
95		27, 41, 1700, 1727	32, 1800	37	34	RECTUS-TEMA

Correct connections

Choose the right dimension for maximum performance

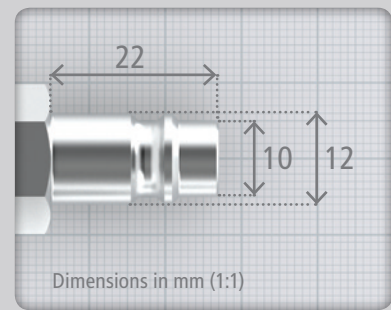
In the following table, we outline the couplings and hose dimensions that best suit your requirements.

		Rivet gun 10 mm 300 l/min (10.5 CFM) Blow gun 350 l/min (12.5 CFM) Drilling machine up to 8 mm (5/16") 450 l/min (16CFM) Paint spray gun 300 l/min (10.5 CFM) Impact screw driver 1/4", 300 l/min (10.5 CFM)	Drilling machine up to ø10 mm 3/8" 700 l/min (24.5 CFM) Pneumatic File 300 W 600 l/min (21 CFM) Pneumatic File 600 W 1000 l/min (35.5 CFM) Chisel hammer IsoHex 17.3 mm (11/16") 800 l/min	Drilling machine up to ø14 mm 5/9" 1300 l/min (46 CFM) Pneumatic File 800 W 1250 l/min (46 CFM) Pneumatic File 1500 W 1500 l/min (53 CFM) Impact screw driver 1" 1200 l/min (42.5 CFM)
JWL Series	Liter / minut	0 - 500 l/min	500 - 1000 l/min	1000 - 1500 l/min
585	Safe Air			
512, 522, 532, 572	ARO 210 (Orion)			
511, 521, 531, 571	ISO 6150 B (1/4")			
514, 524, 534	TEMA			
510, 520, 530, 540, 550, 570	EURO			
580	Safe-Air (EN 139 /EN 270)			
515	QIC 10			
539	NITTO 200			
691, 695	ISO 6150 B (1/2") / QIC 15			
600, 604	EURO XL / TEMA XL			
Hose dimension				
ø 4 / ø 6 mm				
ø 5 / ø 8 mm				
ø 6,5 / ø 10 mm				
ø 9,5 / ø 13,5 mm				
ø 11 / ø 16 mm				
ø 13 / ø 18 mm				

Values given in the table are for guidance only. Flow is specified for an inlet pressure of 7 bar and a pressure drop of 0.5 bar. Hose dimensions are for a straight 10-metre length of hose.

EURO-profile

Series 510 520 530 540 550 570



Compatibility:

Standard : EURO

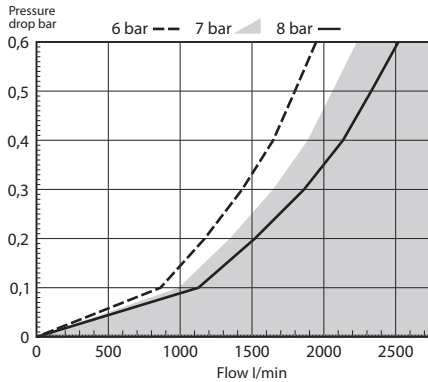
Flow diameter : 7,8 mm

Connectable with the following:



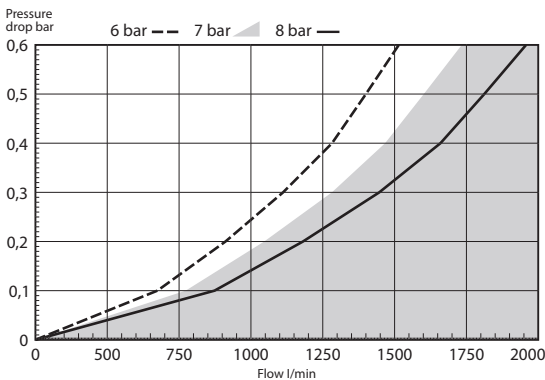
Cejn 320, Hansen Auto Flo 24, Proquix 1420 & 1421, Legris 94xx A, Oetiker SC Series C, Prevost ESC 07 / ERC 07, Rectus-Tema 25, 26 & 1600.

See the coupling overview.

Flowdiagram: Series 510, 520, 530, 540, 550



Flowdiagram: Series 570



	Series 510	Series 520
	Reduced connection force	Heavy Duty Low weight
Max. working pressure	16 bar	35 bar
Burst pressure	140 bar	150 bar
Temperature range	-20°C to +60°C	-20°C to +60°C
Flow diameter	7,8 mm	7,8 mm
1/4" BSP internal thread	510-002000	520-002000
1/4" NPT internal thread	510-032000	520-032000
3/8" BSP internal thread	510-004000	520-004000
3/8" NPT internal thread	510-034000	520-034000
1/2" BSP internal thread	510-005000	520-005000
1/2" NPT internal thread	510-035000	520-035000
1/4" BSPT ext. thread	510-012000	520-012000
1/4" NPT ext. thread	510-042000	520-042000
3/8" BSPT ext. thread	510-014000	520-014000
3/8" NPT ext. thread	510-044000	520-044000
1/2" BSPT ext. thread	510-015000	520-015000
1/2" NPT ext. thread	510-045000	520-045000
1/4" (6mm) hose con.	510-022000	520-022000
5/16" (8mm) hose con.	510-023000	520-023000
3/8" (10mm) hose con.	510-024000	520-024000
1/2" (13mm) hose con.	510-025000	520-025000
PUR conn. ø5/ø8 mm	510-052000	520-052000
PUR conn. ø6,5/ø10mm	510-054000	520-054000
PUR conn. ø8/ø12mm	510-055000	520-055000
PUR conn. ø9,5/ø13,5mm	510-056000	520-056000
Housing	Steel, el. galvanized	Steel, el. galvanized
Ball cage	Steel, el. galvanized	Acetal plastic
Valve	Brass	POM
Retaining ring	Hardened steel, el. galv.	Hardened steel, el. galv.
Guard ring	-	-
Balls	Hardened steel	Hardened steel
Seals	Nitrile rubber	Nitrile rubber
Springs	Stainless spring wire	Stainless spring wire

JWL advantages

Robust and impact-resistant couplings. All couplings are pressed together to prevent leaks. Low pressure drop thanks to optimized valve system. One-handed connection and release. Anti-whip nipples are available as accessories. The series 540 and 550 are made of stainless steel.

Low connection force

The series 510 and 570 are supplied with a user-friendly valve system that reduces the connection force by 50% compared to conventional valve systems currently available.

Safety coupling

The 570 series has a two-step release system.

Heavy Duty:


The series 520 and 530 are suitable for heavy-duty use.

Vacuum coupling

The seals/washers of the 510 series also make it suitable as a vacuum coupling.



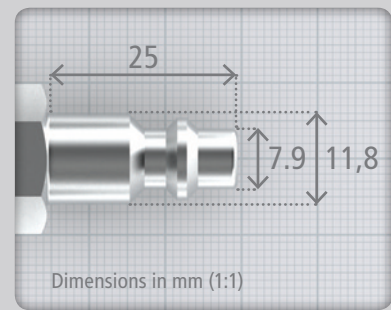
Series 530		Series 540		Series 550		Series 570		Nipples	
Heavy Duty		Stainless steel 316		Stainless steel 316		Safety coupling Low connex. force		Hardened steel	Stainless steel 316
35 bar		35 bar		35 bar		16 bar			
150 bar		150 bar		150 bar		150 bar			
-20°C to +60°C		-20°C to +60°C		-20°C to +60°C		-20°C to +60°C			
7,8 mm		7,8 mm		7,8 mm		7,8 mm			
530-002000	540-002000	550-002000	570-002000	520302	540302				
530-032000	540-032000 *	550-032000 *	570-032000	520332	540332*				
530-004000	540-004000	550-004000	570-004000	520304	540304				
530-034000	540-034000 *	550-034000 *	570-034000	520334	540334*				
530-005000	540-005000	550-005000	570-005000	520305	540305				
530-035000	540-035000 *	550-035000 *	570-035000	520335	540335*				
530-012000	540-012000	550-012000	570-012000	520312	540312				
530-042000	540-042000 *	550-042000 *	570-042000	520342	540342*				
530-014000	540-014000	550-014000	570-014000	520314	540314				
530-044000	540-044000 *	550-044000 *	570-044000	520344	540344*				
530-015000	540-015000	550-015000	570-015000	520315	540315				
530-045000	540-045000 *	550-045000 *	570-045000	520345	540345*				
530-022000	540-022000	550-022000	570-022000	520322	540322				
530-023000	540-023000	550-023000	570-023000	520323	540323				
530-024000	540-024000	550-024000	570-024000	520324	540324				
530-025000	540-025000	550-025000	570-025000	520325	540325				
530-052000	-	-	570-052000	520352	-				
530-054000	-	-	570-054000	520354	-				
530-055000	-	-	570-055000	520355	-				
530-056000	-	-	570-056000	520356	-				
Steel, el. galvanized	Stainless steel 316	Stainless steel 316	Steel, el. galvanized	* On request					
Steel, el. galvanized	Stainless steel 316	POM	Brass, nickel plated						
POM	Stainless steel 316	POM	Brass						
Hardened steel, el. galv.	Stainless steel 316	Stainless steel 316	Hardened steel, el. galv.						
-	-	-	PA6						
Hardened steel	Stainless steel 316	Stainless steel 316	Hardened steel						
Nitrile rubber	Nitrile rubber	Nitrile rubber	Nitrile rubber						
Stainless spring wire	Stainless	Stainless	Stainless spring wire						



ISO 6150 B-profile (1/4")

(US-MIL-C-4109 1/4")

Series 511 521 531 571



Compatibility:

Standard : US-MIL-C 4109, 1/4", ISO-6150 B, 1/4"

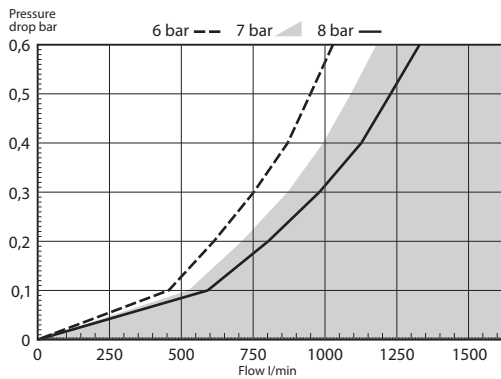
Flow diameter : 5,5 mm

Connectable with the following:



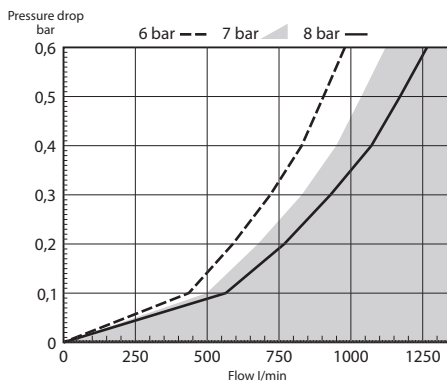
Atlas Copco Q8, Cejn 310, Hansen 1000, Rectus-Tema 23,24, and many more - see the coupling overview.



Flowdiagram: Series 511, 521, 531



Flowdiagram: Series 571



	Series 511	Series 521
	Reduced connection force	Heavy Duty Low weight
Max. working pressure	16 bar	25 bar
Burst pressure	140 bar	150 bar
Temperature range	-20°C to +60°C	-20°C to +60°C
Flow diameter	5,5 mm	5,5 mm
1/4" BSP internal thread	511-002000	521-002000
1/4" NPT internal thread	511-032000	521-032000
3/8" BSP internal thread	511-004000	521-004000
3/8" NPT internal thread	511-034000	521-034000
1/2" BSP internal thread	511-005000	521-005000
1/2" NPT internal thread	511-035000	521-035000
1/4" BSPT ext. thread	511-012000	521-012000
1/4" NPT ext. thread	511-042000	521-042000
3/8" BSPT ext. thread	511-014000	521-014000
3/8" NPT ext. thread	511-044000	521-044000
1/2" BSPT ext. thread	511-015000	521-015000
1/2" NPT ext. thread	511-045000	521-045000
1/4" (6mm) hose con.	511-022000	521-022000
5/16" (8mm) hose con.	511-023000	521-023000
3/8" (10mm) hose con.	511-024000	521-024000
1/2" (13mm) hose con.	511-025000	521-025000
PUR conn. ø5/ø8 mm	511-052000	521-052000
PUR conn. ø6,5/ø10mm	511-054000	521-054000
PUR conn. ø8/ø12mm	511-055000	521-055000
PUR conn. ø9,5/ø13,5mm	511-056000	521-056000
Housing	Steel, el. galvanized	Steel, el. galvanized
Ball cage	Steel, el. galvanized	Acetal plastic
Valve	Brass	POM
Retaining ring	Hardened steel, el. galv.	Hardened steel, el. galv.
Guard ring	-	-
Balls	Hardened steel	Hardened steel
Seals	Nitrile rubber	Nitrile rubber
Springs	Stainless spring wire	Stainless spring wire

JWL advantages

Robust and impact-resistant couplings. All couplings are pressed together to prevent leaks. Low pressure drop thanks to optimized valve system. One-handed connection and release. Anti-whip nipples are available as accessories. The 521- & 531-Series are also available in stainless and acid proof steel.

Low connection force

The series 511 and 571 are supplied with a user-friendly valve system that reduces the connection force by 50% compared to conventional valve systems currently available.

Safety coupling

The 571 series has a two-step release system.

Heavy Duty:

The series 521 and 531 are suitable for heavy-duty use.

Vacuum coupling

The seals/washers of the 511 series also make it suitable as a vacuum coupling.

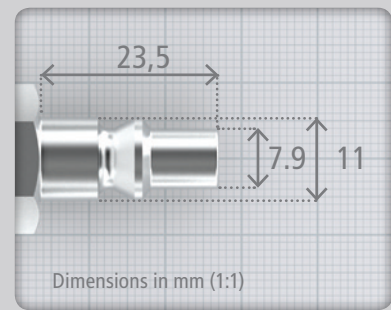


Series 531	Series 571	Nipples
Heavy Duty	Safety coupling Low connex. force	Hardened steel
25 bar	16 bar	
150 bar	150 bar	
-20°C to +60°C	-20°C to +60°C	
5,5 mm	5,5 mm	
531-002000	571-002000	521302
531-032000	571-032000	521332
531-004000	571-004000	521304
531-034000	571-034000	521334
531-005000	571-005000	521305
531-035000	571-035000	521335 *
531-012000	571-012000	521312
531-042000	571-042000	521342
531-014000	571-014000	521314
531-044000	571-044000	521344
531-015000	571-015000	521315
531-045000	571-045000	521345 *
531-022000	571-022000	521322
531-023000	571-023000	521323
531-024000	571-024000	521324
531-025000	571-025000	521325
531-052000	571-052000	521352
531-054000	571-054000	521354
531-055000	571-055000	521355
531-056000	571-056000	521356
Steel, el. galvanized	Steel, el. galvanized	* On request
Steel, el. galvanized	Brass, nickel plated	
POM	Brass	
Hardened steel, el. galv.	Hardened steel, el. galv.	
-	PA6	
Hardened steel	Hardened steel	
Nitrile rubber	Nitrile rubber	
Stainless spring wire	Stainless spring wire	



ARO 210-profile (Orion)

Series 512 522 532 572



Compatibility:

Standard : ARO 210

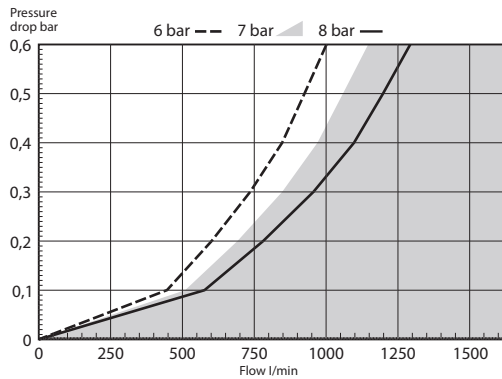
Flow diameter : 5,5 mm

Connectable with the following:

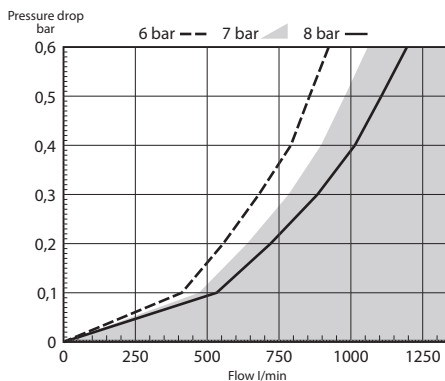
Cejn 300, Hansen 100 & Auto-Flo 23, Orion 44150 & 44515, Proquix 1280, 1281, Rectus-Tema 14 & 22, and many more - see the coupling overview.



Flowdiagram: Series 512, 522, 532



Flowdiagram: Series 572



	Series 512	Series 522
	Reduced connection force	Heavy Duty Low weight
Max. working pressure	16 bar	25 bar
Burst pressure	140 bar	150 bar
Temperature range	-20°C to +60°C	-20°C to +60°C
Flow diameter	5,5 mm	5,5 mm
1/4" BSP internal thread	512-002000	522-002000
1/4" NPT internal thread	512-032000	522-032000
3/8" BSP internal thread	512-004000	522-004000
3/8" NPT internal thread	512-034000	522-034000
1/2" BSP internal thread	512-005000	522-005000
1/2" NPT internal thread	512-035000	522-035000
1/4" BSPT ext. thread	512-012000	522-012000
1/4" NPT ext. thread	512-042000	522-042000
3/8" BSPT ext. thread	512-014000	522-014000
3/8" NPT ext. thread	512-044000	522-044000
1/2" BSPT ext. thread	512-015000	522-015000
1/2" NPT ext. thread	512-045000	522-045000
1/4" (6mm) hose con.	512-022000	522-022000
5/16" (8mm) hose con.	512-023000	522-023000
3/8" (10mm) hose con.	512-024000	522-024000
1/2" (13mm) hose con.	512-025000	522-025000
PUR conn. ø5/ø8 mm	512-052000	522-052000
PUR conn. ø6,5/ø10mm	512-054000	522-054000
PUR conn. ø8/ø12mm	512-055000	522-055000
PUR conn. ø9,5/ø13,5mm	512-056000	522-056000
Housing	Steel, el. galvanized	Steel, el. galvanized
Ball cage	Steel, el. galvanized	Acetal plastic
Valve	Brass	POM
Retaining ring	Hardened steel, el. galv.	Hardened steel, el. galv.
Guard ring	-	-
Balls	Hardened steel	Hardened steel
Seals	Nitrile rubber	Nitrile rubber
Springs	Stainless spring wire	Stainless spring wire

JWL advantages

Robust and impact-resistant couplings. All couplings are pressed together to prevent leaks. Low pressure drop thanks to optimized valve system. One-handed connection and release. Anti-whip nipples are available as accessories. The 522- & 532-Series are also available in stainless and acid proof steel.

Low connection force

The series 512 and 572 are supplied with a user-friendly valve system that reduces the connection force by 50% compared to conventional valve systems currently available.

Safety coupling

The 572 series has a two-step release system.

Heavy Duty:

The series 522 and 532 are suitable for heavy-duty use.

Vacuum coupling

The seals/washers of the 512 series also make it suitable as a vacuum coupling.

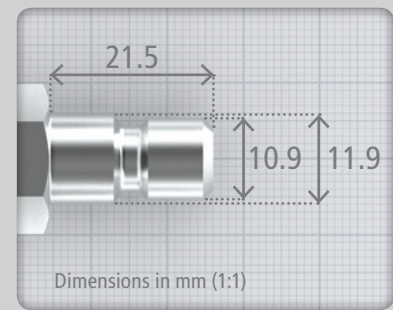


Series 532	Series 572	Nipples
Heavy Duty	Safety coupling Low connex. force	Hardened steel
25 bar	16 bar	
150 bar	150 bar	
-20°C to +60°C	-20°C to +60°C	
5,5 mm	5,5 mm	
532-002000	572-002000	522302
532-032000	572-032000	522332 *
532-004000	572-004000	522304
532-034000	572-034000	522334 *
532-005000	572-005000	522305
532-035000	572-035000	522335 *
532-012000	572-012000	522312
532-042000	572-042000	522342 *
532-014000	572-014000	522314
532-044000	572-044000	522344 *
532-015000	572-015000	522315
532-045000	572-045000	522345 *
532-022000	572-022000	522322
532-023000	572-023000	522323
532-024000	572-024000	522324
532-025000	572-025000	522325
532-052000	572-052000	522352
532-054000	572-054000	522354
532-055000	572-055000	522355
532-056000	572-056000	522356
Steel, el. galvanized	Steel, el. galvanized	* On request
Steel, el. galvanized	Brass, nickel plated	
POM	Brass	
Hardened steel, el. galv.	Hardened steel, el. galv.	
-	PA6	
Hardened steel	Hardened steel	
Nitrile rubber	Nitrile rubber	
Stainless spring wire	Stainless spring wire	



Tema 1300-profile

Series 514 524 534



Compatibility:

Standard : Tema 1300


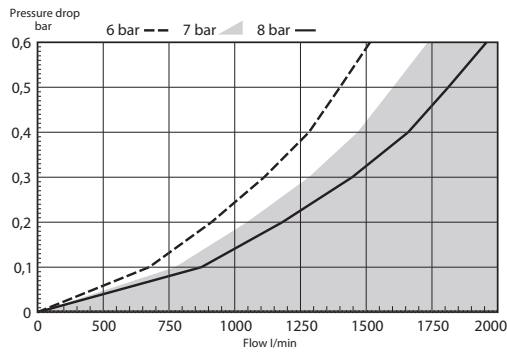
Flow diameter : 6,4 mm

Connectable with the following:

Cejn 303, Rectus 31, Tema 1300, and many more

- see the coupling overview.

Flowdiagram: Series 514, 524, 534



	Series 514	Series 524
	Reduced connection force	Heavy Duty Low weight
Max. working pressure	16 bar	25 bar
Burst pressure	140 bar	150 bar
Temperature range	-20°C to +60°C	-20°C to +60°C
Flow diameter	6,4 mm	6,4 mm
1/4" BSP internal thread	514-002000	524-002000
1/4" NPT internal thread	514-032000 *	524-032000 *
3/8" BSP internal thread	514-004000	524-004000
3/8" NPT internal thread	514-034000 *	524-034000 *
1/2" BSP internal thread	514-005000	524-005000
1/2" NPT internal thread	514-035000 *	524-035000 *
1/4" BSPT ext. thread	514-012000	524-012000
1/4" NPT ext. thread	514-042000 *	524-042000 *
3/8" BSPT ext. thread	514-014000	524-014000
3/8" NPT ext. thread	514-044000 *	524-044000 *
1/2" BSPT ext. thread	514-015000	524-015000
1/2" NPT ext. thread	514-045000 *	524-045000 *
1/4" (6mm) hose con.	514-022000	524-022000
5/16" (8mm) hose con.	514-023000	524-023000
3/8" (10mm) hose con.	514-024000	524-024000
1/2" (13mm) hose con.	514-025000	524-025000
PUR conn. ø5/ø8 mm	514-052000	524-052000
PUR conn. ø6,5/ø10mm	514-054000	524-054000
PUR conn. ø8/ø12mm	514-055000	524-055000
PUR conn. ø9,5/ø13,5mm	514-056000	524-056000
Housing	Steel, el. galvanized	Steel, el. galvanized
Ball cage	Steel, el. galvanized	Acetal plastic
Valve	Brass	POM
Retaining ring	Hardened steel, el. galv.	Hardened steel, el. galv.
Guard ring	-	-
Balls	Hardened steel	Hardened steel
Seals	Nitrile rubber	Nitrile rubber
Springs	Stainless spring wire	Stainless spring wire

JWL advantages

Robust and impact-resistant couplings. All couplings are pressed together to prevent leaks. Low pressure drop thanks to optimized valve system. One-handed connection and release. Anti-whip nipples are available as accessories. The 524- & 534-Series are also available in stainless and acid proof steel.

Low connection force

The series 514 is supplied with a user-friendly valve system that reduces the connection force by 50% compared to conventional valve systems currently available.

Heavy Duty:

The series 524 and 534 are suitable for heavy-duty use.

Vacuum coupling

The seals/washers of the 514 series also make it suitable as a vacuum coupling.



Series 534

Heavy Duty

Nipples

Hardened steel

25 bar

150 bar

-20°C to +60°C

6,4 mm

534-002000

534-032000 *

534-004000

534-034000 *

534-005000

534-035000 *

534-012000

534-042000 *

534-014000

534-044000 *

534-015000

534-045000 *

534-022000

534-023000

534-024000

534-025000

534-052000

534-054000

534-055000

534-056000

524302

524332 *

524304

524334 *

524305

524335 *

524312

524342 *

524314

524344 *

524315

524345 *

524322

524323

524324

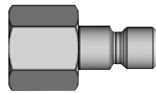
524325

524352

524354

524355

524356



Steel, el. galvanized

Steel, el. galvanized

POM

Hardened steel, el. galv.

-

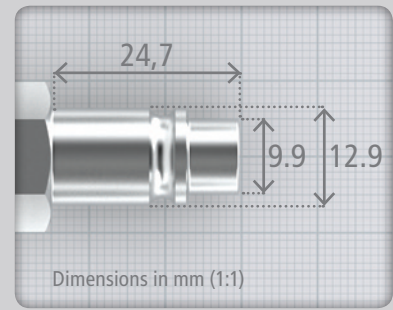
Hardened steel

Nitrile rubber

Stainless spring wire

* On request

Qic 10-profile Series 515



Compatibility:

Standard : Qic 10

Flowdiameter : 8 mm

Connectable with the following:

Atlas Copco Q 10, Rectus 33, and many more
- see the coupling overview.

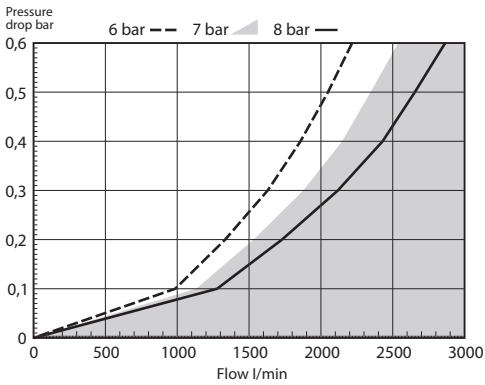
Advantages:

Equipped with new, user-friendly valve system that reduces connection force by 50% in comparison with the conventional valve systems currently available.

Low pressure drop thanks to optimized valve system. One-handed connection and release. Anti-whip nipples available as accessories.




Flowdiagram: Series 515



	Series 515	Nipples
	Reduced connection force	Hardened steel
Max. working pressure	16 bar	
Burst pressure	140 bar	
Temperature range	-20°C to +60°C	
Flow diameter	8 mm	

1/4" BSP internal thread	515-002000	515302
1/4" NPT internal thread	515-032000 *	515332 *
3/8" BSP internal thread	515-004000	515304
3/8" NPT internal thread	515-034000 *	515334 *
1/2" BSP internal thread	515-005000	515305
1/2" NPT internal thread	515-035000 *	515335 *




1/4" BSPT ext. thread	515-012000	515312
1/4" NPT ext. thread	515-042000 *	515342 *
3/8" BSPT ext. thread	515-014000	515314
3/8" NPT ext. thread	515-044000 *	515344 *
1/2" BSPT ext. thread	515-015000	515315
1/2" NPT ext. thread	515-045000 *	515345 *



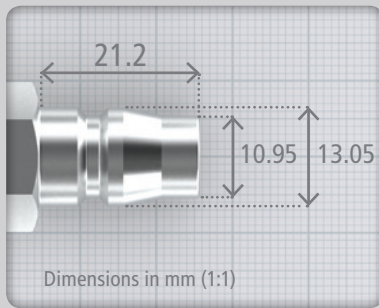
1/4" (6mm) hose con.	515-022000	515322
5/16" (8mm) hose con.	515-023000	515323
3/8" (10mm) hose con.	515-024000	515324
1/2" (13mm) hose con.	515-025000	515325



PUR conn. ø5/ø8 mm	515-052000	515352
PUR conn. ø6,5/ø10mm	515-054000	515354
PUR conn. ø8/ø12mm	515-055000	515355
PUR conn. ø9,5/ø13,5mm	515-056000	515356



Housing	Steel, el. galvanized	* On request
Ball cage	Steel, el. galvanized	
Valve	Brass	
Retaining ring	Hardened steel, el. galv.	
Balls	Hardened steel	
Seals	Nitrile rubber	
Springs	Stainless spring wire	



Asian-profile Series 539



Compatibility:

Standard: Nitto-Kohki 200
Flowdiameter : 7,8 mm
Connectable with the following:
Nitto-Kohki 200, Cejn 314, Rectus 13, and many more - see the coupling overview.

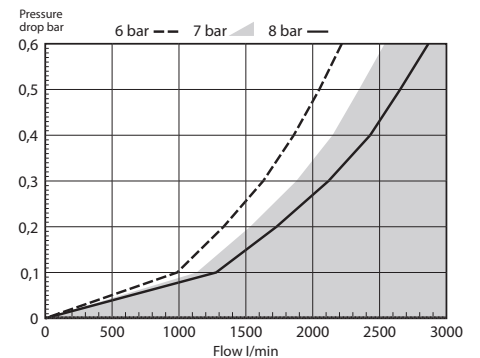
Advantages:

Equipped with new, user-friendly valve system that reduces connection force by 50% in comparison with the conventional valve systems currently available.

Low pressure drop thanks to optimized valve system. One-handed connection and release. Anti-whip nipples available as accessories.

	Series 539	Nipples
	Reduced connection force	Hardened steel
Max. working pressure	35 bar	
Burst pressure	150 bar	
Temperature range	-20°C to +60°C	
Flow diameter	7,8 mm	

Flowdiagram: Series 539



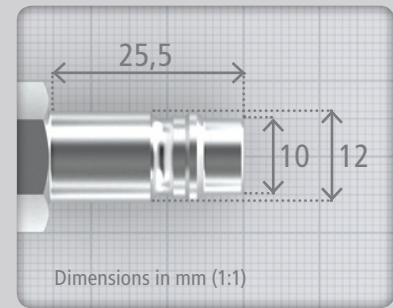
	1/4" BSP internal thread	539-002000	539302
	1/4" NPT internal thread	539-032000 *	539332*
	3/8" BSP internal thread	539-004000	539304
	3/8" NPT internal thread	539-034000 *	539334*
	1/2" BSP internal thread	539-005000	539305
	1/2" NPT internal thread	539-035000 *	539335*
	1/4" BSPT ext. thread	539-012000	539312
	1/4" NPT ext. thread	539-042000 *	539342*
	3/8" BSPT ext. thread	539-014000	539314
	3/8" NPT ext. thread	539-044000 *	539344*
	1/2" BSPT ext. thread	539-015000	539315
	1/2" NPT ext. thread	539-045000 *	539345*
	1/4" (6mm) hose con.	539-023000	539323
	5/16" (8mm) hose con.	539-023000	539323
	3/8" (10mm) hose con.	539-024000	539324
	1/2" (13mm) hose con.	539-025000	539325
	PUR conn. ø5/ø8 mm	539-052000	539352*
	PUR conn. ø6,5/ø10mm	539-054000	539354*
	PUR conn. ø8/ø12mm	539-055000	539355*
	PUR conn. ø9,5/ø13,5mm	539-056000	539356*

Housing	Steel, el. galvanized
Ball cage	Steel, el. galvanized
Valve	Brass
Retaining ring	Hardened steel, el. galv.
Balls	Hardened steel
Seals	Nitrile rubber
Springs	Stainless spring wire

* On request

Safe Air-profile

Series 580 Breathing air



Compatibility:


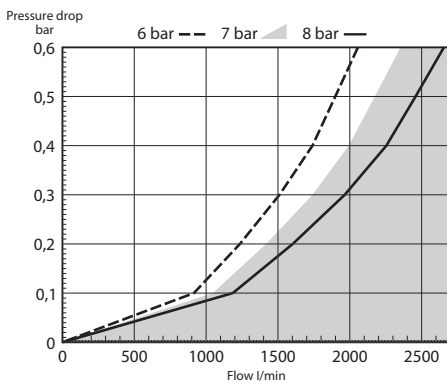
Standard : EN 139 / EN 270
Flowdiameter : 7,8 mm
Connectable with the following:
Cejn 341 & 342

Advantages:


Optimized safety system prevents unintended release. Easily connected using one hand only. Robust, impact-resistant product. JWL couplings for breathing apparatus ensure users a constant supply of air with no risk of unintended release.

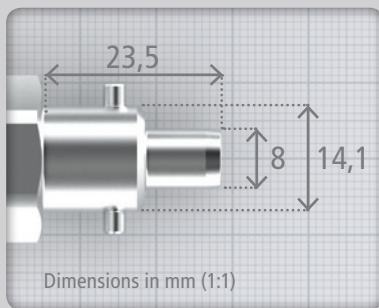


Flowdiagram: Series 580



	Series 580	Nipples
	Breathing air	Hardened steel
Max. working pressure	16 bar	
Burst pressure	150 bar	
Temperature range	-20°C to +60°C	
Flow diameter	7,8 mm	
1/4" BSP internal thread	580-002000	580302
3/8" BSP internal thread	580-004000	580304
1/2" BSP internal thread	580-005000	-
1/4" BSPT ext. thread	580-012000	580312
3/8" BSPT ext. thread	580-014000	580314
1/4" (6mm) hose con.	580-022000	580322
5/16" (8mm) hose con.	580-023000	580323
3/8" (10mm) hose con.	580-024000	580324
1/2" (13mm) hose con.	580-025000	-
Housing	Steel, el. galvanized	
Ball cage	Steel, el. galvanized	
Valve	POM / Acetal	
Retaining ring	Hardened steel, el. galv.	
Balls	Hardened steel	
Seals	Nitrile rubber	
Springs	Stainless spring wire	





Safe Air-profile

Series 585 Breathing air

Compatibility:

Flowdiameter : 5,0 mm

Connectable with the following:

PCL InstantAir 51 & 52, Rectus-Tema Twist Air, and many more.

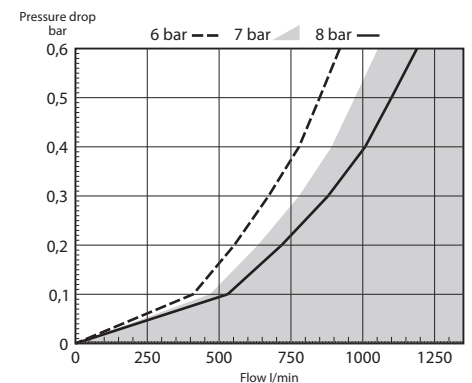


Advantages:

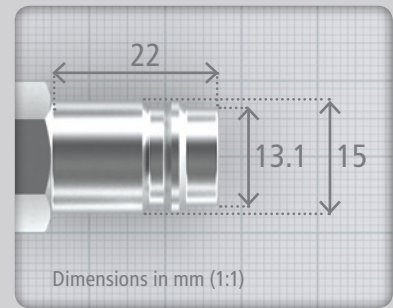
Breathing apparatus coupling / safety coupling. Robust, impact-resistant coupling. JWL couplings for breathing apparatus ensure users a constant supply of air with no risk of unintended release. Nipples available with or without swivel.

	Series 585	Nipples
	Breathing air	Hardened steel
Max. working pressure	16 bar	
Burst pressure	150 bar	
Temperature range	-20°C to +80°C	
Flow diameter	5,0 mm	
1/4" BSP internal thread	585-002000	585302
1/4" BSP int. thread - sviwel		585402
3/8" BSP internal thread	585-004000	585304
3/8" BSP int. thread - sviwel		585404
1/4" BSPT ext. thread	585-012000	585312
1/4" BSPT ext. thread - sviwel		585412
3/8" BSPT ext. thread	585-014000	585314
3/8" BSPT ext. thread - sviwel		585414
Housing	Steel, el. galvanized	
Valve	Brass	
Seals	Nitrile rubber	
Springs	Stainless spring wire	

Flowdiagram: Series 585



EURO X-Large-profile Series 600



Compatibility:

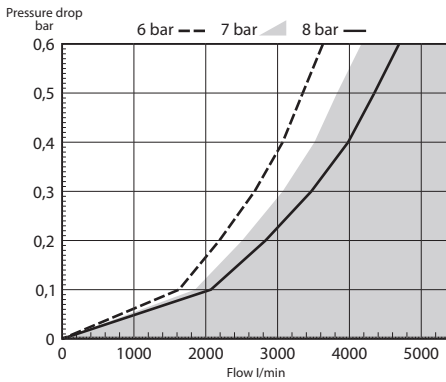
Standard : EURO X-Large
Flowdiameter : 10,4 mm
Connectable with the following:
Cejn 410, Rectus 27, 41, 1700, 1727, and many more.

Advantages:

Low pressure drop thanks to optimized valve system. One-handed connection and release. Anti-whip nipples available as accessories.



Flowdiagram: Series 600



	Series 600	Nipples
	Reduced connection force	Hardened steel
Max. working pressure	16 bar	
Burst pressure	150 bar	
Temperature range	-20°C to +60°C	
Flow diameter	10,4 mm	

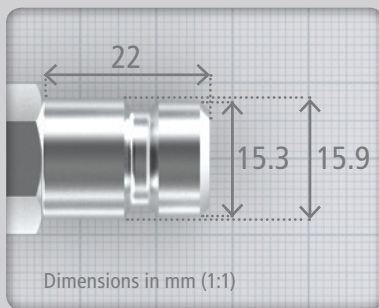
1/4" BSP internal thread	600-002000 *	600302
1/4" NPT internal thread	600-032000 *	600332 *
3/8" BSP internal thread	600-004000	600304
3/8" NPT internal thread	600-034000	600334
1/2" BSP internal thread	600-005000	600305
1/2" NPT internal thread	600-035000	600335
3/4" BSP internal thread	600-007000	600307
3/4" NPT internal thread	600-037000	600337

1/4" BSPT ext. thread	600-012000 *	600312
1/4" NPT ext. thread	600-042000 *	600342 *
3/8" BSPT ext. thread	600-014000	600314
3/8" NPT ext. thread	600-044000	600344
1/2" BSPT ext. thread	600-015000	600315
1/2" NPT ext. thread	600-045000	600345
3/4" BSPT ext. thread	600-017000	600317
3/4" NPT ext. thread	600-047000	600347

5/16" (8mm) hose con.	600-023000	600323
3/8" (10mm) hose con.	600-024000	600324
1/2" (13mm) hose con.	600-025000	600325
5/8" (16mm) hose con.	600-026000	600326
3/4" (19mm) hose con.	600-027000	600327

Housing	Steel, el. galvanized	* On request
Ball cage	Steel, el. galvanized	
Valve	Brass	
Retaining ring	Hardened steel, el. galv.	
Balls	Hardened steel	
Seals	Nitrile rubber	
Springs	Stainless spring wire	





TEMA 1800-profile

Series 604



Compatibility:

Standard: TEMA 1800
Flowdiameter : 11,0 mm
Connectable with the following:
Tema 1800, Cejn 408, Rectus 32, and many more.

Advantages:

Low pressure drop thanks to optimized valve system. One-handed connection and release. Anti-whip nipples available as accessories.

	Series 604
	Reduced connection force
Max. working pressure	16 bar
Burst pressure	150 bar
Temperature range	-20°C to +60°C
Flow diameter	11 mm

Nipples
Hardened steel

1/4" BSP internal thread	604-002000 *
1/4" NPT internal thread	604-032000 *
3/8" BSP internal thread	604-004000
3/8" NPT internal thread	604-034000 *
1/2" BSP internal thread	604-005000
1/2" NPT internal thread	604-035000 *
3/4" BSP internal thread	604-007000
3/4" NPT internal thread	604-037000

604302
604332*
604304
604334*
604305
604335*
604307
604337*

1/4" BSPT ext. thread	604-012000
1/4" NPT ext. thread	604-042000 *
3/8" BSPT ext. thread	604-014000
3/8" NPT ext. thread	604-044000 *
1/2" BSPT ext. thread	604-015000
1/2" NPT ext. thread	604-045000 *
3/4" BSPT ext. thread	604-017000
3/4" NPT ext. thread	604-047000

604312
604342*
604314
604344*
604315
604345*
604317
604347*

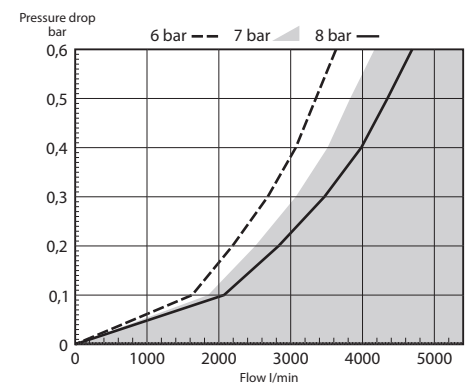
5/16" (8mm) hose con.	604-023000
3/8" (10mm) hose con.	604-024000
1/2" (13mm) hose con.	604-025000
5/8" (16mm) hose con.	604-026000
3/4" (19mm) hose con.	604-027000

604323
604324
604325
604326
604327

Housing	Steel, el. galvanized
Ball cage	Steel, el. galvanized
Valve	Brass
Retaining ring	Hardened steel, el. galv.
Balls	Hardened steel
Seals	Nitrile rubber
Springs	Stainless spring wire

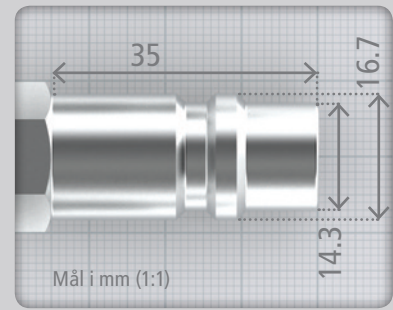
* On request

Flowdiagram: Series 604



ISO 6150 B-profile (1/2")

(US-MIL-C-4109 1/2")
Series 691



Compatibility:

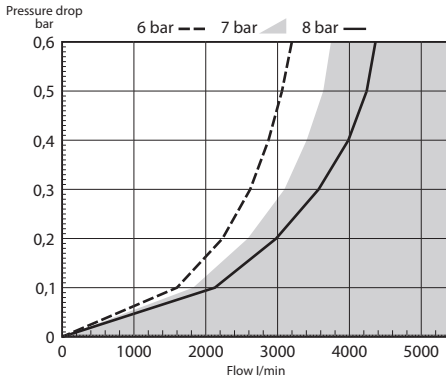
Standard : ISO 6150 Series B, US-MIL-C-4109 1/2"
Flowdiameter : 11 mm
Connectable with the following:
Hansen 5000, Cejn 550, Rectus 37,
and many more.

Advantages:

Low pressure drop thanks to optimized valve system. One-handed connection and release.
Anti-whip nipples available as accessories.

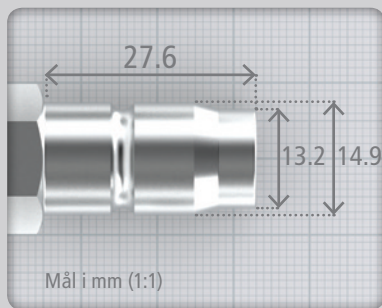


Flowdiagram: Series 691



	Series 691	Nipples
	Reduced connection force	Hardened steel
Max. working pressure	16 bar	
Burst pressure	150 bar	
Temperature range	-20°C to +60°C	
Flow diameter	11 mm	
1/4" BSP internal thread	691-002000	691302
1/4" NPT internal thread	691-032000 *	691332 *
3/8" BSP internal thread	691-004000	691304
3/8" NPT internal thread	691-034000 *	691334 *
1/2" BSP internal thread	691-005000	691305
1/2" NPT internal thread	691-035000 *	691335 *
3/4" BSP internal thread	691-007000	691307
3/4" NPT internal thread	691-037000 *	691337 *
1/4" BSPT ext. thread	691-012000	691312
1/4" NPT ext. thread	691-042000 *	691342 *
3/8" BSPT ext. thread	691-014000	691314
3/8" NPT ext. thread	691-044000 *	691344 *
1/2" BSPT ext. thread	691-015000	691315
1/2" NPT ext. thread	691-045000 *	691345 *
3/4" BSPT ext. thread	691-017000	691317
3/4" NPT ext. thread	691-047000 *	691347 *
5/16" (8mm) hose con.	691-023000	691323
3/8" (10mm) hose con.	691-024000	691324
1/2" (13mm) hose con.	691-025000	691325
5/8" (16mm) hose con.	691-026000	691325
3/4" (19mm) hose con.	691-027000	691327
Housing	Steel, el. galvanized	* On request
Ball cage	Steel, el. galvanized	
Valve	Brass	
Retaining ring	Hardened steel, el. galv.	
Balls	Hardened steel	
Seals	Nitrile rubber	
Springs	Stainless spring wire	





Qic 15-profile Series 695



Compatibility:

Standard: Qic 15
Flowdiameter : 11,0 mm
Connectable with the following:
Atlas Copco Q 15, Rectus 34, and many more.

Advantages:

Low pressure drop thanks to optimized valve system. One-handed connection and release. Anti-whip nipples available as accessories.

	Series 695	Nipples
	Reduced connection force	Hardened steel
Max. working pressure	16 bar	
Burst pressure	150 bar	
Temperature range	-20°C to +60°C	
Flow diameter	11 mm	

1/4" BSP internal thread	695-002000	695302
1/4" NPT internal thread	695-032000 *	695332*
3/8" BSP internal thread	695-004000	695304
3/8" NPT internal thread	695-034000 *	695334*
1/2" BSP internal thread	695-005000	695305
1/2" NPT internal thread	695-035000 *	695335*
3/4" BSP internal thread	695-007000	695307
3/4" NPT internal thread	695-037000 *	695337*



1/4" BSPT ext. thread	695-012000	695312
1/4" NPT ext. thread	695-042000 *	695342*
3/8" BSPT ext. thread	695-014000	695314
3/8" NPT ext. thread	695-044000 *	695344*
1/2" BSPT ext. thread	695-015000	695315
1/2" NPT ext. thread	695-045000 *	695345*
3/4" BSPT ext. thread	695-017000	695317
3/4" NPT ext. thread	695-047000 *	695347*



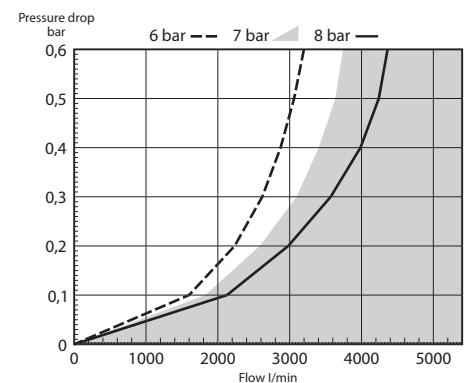
5/16" (8mm) hose con.	695-023000	695323
3/8" (10mm) hose con.	695-024000	695324
1/2" (13mm) hose con.	695-025000	695325
5/8" (16mm) hose con.	695-026000	695325
3/4" (19mm) hose con.	695-027000	695327



Housing	Steel, el. galvanized
Ball cage	Steel, el. galvanized
Valve	Brass
Retaining ring	Hardened steel, el. galv.
Balls	Hardened steel
Seals	Nitrile rubber
Springs	Stainless spring wire


* On request

Flowdiagram: Series 695



Anti Whip nipples

Whip and "noise" reducing safety nipples for compressed air hoses



JWL Anti Whip nipple

JWL Anti Whip nipples reduces whip and noise from the hose when disconnecting by releasing the remaining air out slowly.



Standard nipple

Ordinary nipples does not prevent whip and noise from pneumatic hoses when disconnecting.



Connection	Euro	ISO 6150 B US MIL4109C 1/4"	ARO 210	Tema 1300	Euro XL	Tema 1800
1/4" (6mm) hose con.	570322	571322	572322	574322	-	-
5/16" (8mm) hose con.	570323	571323	572323	574323	670323	674323
3/8" (10mm) hose con.	570324	571324	572324	574324	670324	674324
1/2" (13mm) hose con.	570325	571325	572325	574325	670325	674325
5/8" (16mm) hose con.	-	-	-	-	670326	674326
3/4" (19mm) hose con.	-	-	-	-	670327	674327
PUR connection ø5/ø8 mm	570352	571352	572352	574352	-	-
PUR connection ø6,5/ø10mm	570354	571354	572354	574354	670354	674354
PUR connection ø8/ø12mm	570355	571355	572355	574355	670355	674355
PUR connection ø9,5/ø13,5mm	570356	571356	572356	574356	670356	674356

Housing	Steel, el. galvanized
Valve	Acetalplastic
Nipple	Hardened steel, el. galv.
Seals	Nitrile rubber



Hose & cable reels



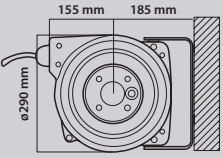


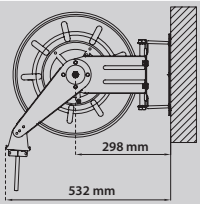


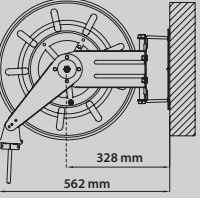


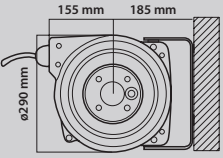
JWL supplies open and closed hose reels plus one cable reel.


JWL hose reels are reliable, very robust and available with either polyurethane or Danish-produced rubber hoses.

PUR recoil hoses are capable of bending without being damaged. They maintain persistent flexibility at temperatures as low as -30°C. These are oil-resistant hoses whose superior qualities are acknowledged in all sectors of industry. We recommend that polyurethane hoses are used in direct sunlight for long periods of time.

The closed hose and cable reels comes with a pivoting wall bracket

Rubber hoses are more robust in shops where welding is performed or other spark-emitting tools are used.

JWL Hose reels - Compressed air	Work. length	Hose	Max work pressure & temperature	Connec-tion	Code no.
Closed plastic reel 	10 m	PUR 8 x 12 mm	 Max. 12 Bar  -30°C to +60°C	1/4" BSP	245325-000
Open metal reel 	15 m	Rubber 9,5 x 16,4 mm	 Max. 15 Bar  -30°C to +100°C	3/8" BSP	245334-000
Open metal reel 	15 m	Rubber 12,7 x 19,6 mm	 Max. 15 Bar  -30°C to +100°C	1/2" BSP	245345-000
JWL Cable reel - Power supply IP20 rating	Work. length	Cable	Max power, temperature & plug	Code no.	
Closed plastic reel 	15 m	H07RN-F, 230 V 3x ø1.5 mm ²	3000W / 230V-16A uncoiled -20°C to +50°C Fitted with schuko plug.	245415-000	



Pneumatic hoses

Recoil hoses PA12

Recoil hoses PA12

This series of nylon recoil hoses is particularly suitable for environments that require robust pneumatic hoses. The hoses are extremely resistant to temperature and pressure, and have an excellent ability to retain their coiled form. Withstands continuous sunlight.

Technical data

Material: Polyamide 12 (PA12)
 Working pressure: Max. 25 bar at 23°C
 Temp. range: -40°C to +100°C
 Surface hardness: Shore D63

Recoil hoses PA12 with relief spring & swivel joint

Connection	Dim.	Work. length	Max. work. pressure	Code no.
1/4" BSPT external thread	ø6 x ø8mm	2,5m	25 bar	1700208-02
1/4" BSPT external thread	ø6 x ø8mm	3,5m	25 bar	1700208-03
1/4" BSPT external thread	ø6 x ø8mm	5m	25 bar	1700208-05
1/4" BSPT external thread	ø6 x ø8mm	7,5m	25 bar	1700208-07
1/4" BSPT external thread	ø6 x ø8mm	10m	25 bar	1700208-10
1/4" BSPT external thread	ø6 x ø8mm	15m	25 bar	1700208-15
1/4" BSPT external thread	ø7,5x ø10mm	3m	25 bar	1700410-03
1/4" BSPT external thread	ø7,5x ø10mm	5m	25 bar	1700410-05
1/4" BSPT external thread	ø7,5x ø10mm	7,5m	25 bar	1700410-07

Recoil hoses PA 12 with fittings

Connection	Dim.	Work. length	Max. work. pressure	Code no.
1/2" BSPT external thread	ø9m x 12mm	5m	25 bar	1700512-05
1/2" BSPT external thread	ø9m x 12mm	7,5m	25 bar	1700512-07
1/2" BSPT external thread	ø9m x 12mm	10m	25 bar	1700512-10



1700208-05

Pneumatic hoses

Recoil hoses PUR - "Flex Boy"

Technical data

Material: Polyurethane
 Working pressure: Max. 10 bar at +20°C
 Temp. range: -40°C to +60°C
 Surface hardness: Shore D52

Recoil hoses PUR - "Flex Boy"

Super flexible recoil hoses, capable of bending without being damaged. Maintains persistent flexibility at temperatures as low as -40°C. An oil-resistant hose whose superior qualities are acknowledged in all sectors of industry. We recommend that polyurethane hoses not be used in direct sunlight for long periods of time.

Recoil hoses PUR - Flex BOY with fittings

Connection	Dim.	Work. length	Max. work. pressure	Code no.
1/4" BSPT external thread	ø4 x ø6mm	1m	10 Bar	1710206-01
1/4" BSPT external thread	ø4 x ø6mm	2m	10 Bar	1710206-02
1/4" BSPT external thread	ø4 x ø6mm	4m	10 Bar	1710206-04
1/4" BSPT external thread	ø5 x ø8mm	2m	10 Bar	1710208-02
1/4" BSPT external thread	ø5 x ø8mm	4m	10 Bar	1710208-04
1/4" BSPT external thread	ø5 x ø8mm	6m	10 Bar	1710208-06
1/4" BSPT external thread	ø5 x ø8mm	8m	10 Bar	1710208-08
3/8" BSPT external thread	ø6,5 x ø10mm	2m	10 Bar	1710410-02
3/8" BSPT external thread	ø6,5 x ø10mm	4m	10 Bar	1710410-04
3/8" BSPT external thread	ø6,5 x ø10mm	6m	10 Bar	1710410-06
3/8" BSPT external thread	ø6,5 x ø10mm	8m	10 Bar	1710410-08
1/2" BSPT external thread	ø8 x ø12mm	4m	10 Bar	1710512-04
1/2" BSPT external thread	ø8 x ø12mm	6m	10 Bar	1710512-06
1/2" BSPT external thread	ø8 x ø12mm	8m	10 Bar	1710512-08



Flex Boy recoil hoses with Air Boy blowguns

Connection	Dim.	Work. length	Max. work. pressure	Code no.
1/4" BSPT external thread	ø5 x ø8mm & Air Boy Standard	2m	10 Bar	242802-000
1/4" BSPT external thread	ø5 x ø8mm & Air Boy Standard	4m	10 Bar	242804-000
1/4" BSPT external thread	ø5 x ø8mm & Air Boy Standard	6m	10 Bar	242806-000



Pneumatic hoses

Recoil hoses PUR - "Flex Boy"

Recoil hoses PUR - "Flex Boy"

Super flexible recoil hoses, capable of bending without being damaged. Maintains persistent flexibility at temperatures as low as -40°C. An oil-resistant hose whose superior qualities are acknowledged in all sectors of industry. We recommend that polyurethane hoses not be used in direct sunlight for long periods of time.

Technical data

Material: Polyurethane
 Working pressure: Max. 10 bar at +20°C
 Temperature range: -40°C to +60°C
 Surface hardness: Shore D52

Recoil hoses PUR - "Flex Boy" Series 530 coupling & Euro nipple

Connection	Dim.	Work. length	Max. work. pressure	Code no.
Series 530 coupling & nipple	ø5 x ø8mm	1m	10 Bar	1810208-01530
Series 530 coupling & nipple	ø5 x ø8mm	2m	10 Bar	1810208-02530
Series 530 coupling & nipple	ø5 x ø8mm	4m	10 Bar	1810208-04530
Series 530 coupling & nipple	ø5 x ø8mm	6m	10 Bar	1810208-06530
Series 530 coupling & nipple	ø5 x ø8mm	8m	10 Bar	1810208-08530
Series 530 coupling & nipple	ø6,5 x ø10mm	2m	10 Bar	1810410-02530
Series 530 coupling & nipple	ø6,5 x ø10mm	4m	10 Bar	1810410-04530
Series 530 coupling & nipple	ø6,5 x ø10mm	6m	10 Bar	1810410-06530
Series 530 coupling & nipple	ø6,5 x ø10mm	8m	10 Bar	1810410-08530
Series 530 coupling & nipple	ø8 x ø12mm	2m	10 Bar	1810512-02530
Series 530 coupling & nipple	ø8 x ø12mm	4m	10 Bar	1810512-04530
Series 530 coupling & nipple	ø8 x ø12mm	6m	10 Bar	1810512-06530
Series 530 coupling & nipple	ø8 x ø12mm	8m	10 Bar	1810512-08530



1810410-04530

Flex Boy recoil hoses with Air Boy blowguns, 530 coupling & Euro nipple

Connection	Dim.	Work. length	Max. work. pressure	Code no.
Series 530 coupling & nipple	ø5 x ø8mm & Air Boy Standard	2m	10 Bar	240802-000530
Series 530 coupling & nipple	ø5 x ø8mm & Air Boy Standard	4m	10 Bar	240804-000530
Series 530 coupling & nipple	ø5 x ø8mm & Air Boy Standard	6m	10 Bar	240806-000530

Pneumatic hoses

Black PUR recoil hoses

Technical data

Material: Polyurethane
 Working pressure: Max. 10 bar at +20°C
 Temperature range: -40°C to +80°C

Black PUR recoil hoses

Super flexible recoil hoses, capable of bending without being damaged. Maintains persistent flexibility at temperatures as low as -40°C. An oil-resistant hose whose superior qualities are acknowledged in all sectors of industry. We recommend that polyurethane hoses not be used in direct sunlight for long periods of time.

Black PUR recoil hoses with fittings

Connection	Dim.	Work. length	Max. work. pressure	Code no.
1/4" BSPT external thread	ø5 x ø8mm	2m	10 Bar	1750208-02
1/4" BSPT external thread	ø5 x ø8mm	4m	10 Bar	1750208-04
1/4" BSPT external thread	ø5 x ø8mm	6m	10 Bar	1750208-06
1/4" BSPT external thread	ø5 x ø8mm	8m	10 Bar	1750208-08
3/8" BSPT external thread	ø6,5 x ø10mm	2m	10 Bar	1750410-02
3/8" BSPT external thread	ø6,5 x ø10mm	4m	10 Bar	1750410-04
3/8" BSPT external thread	ø6,5 x ø10mm	6m	10 Bar	1750410-06
3/8" BSPT external thread	ø6,5 x ø10mm	8m	10 Bar	1750410-08
1/2" BSPT external thread	ø8 x ø12mm	4m	10 Bar	1750512-04
1/2" BSPT external thread	ø8 x ø12mm	6m	10 Bar	1750512-06
1/2" BSPT external thread	ø8 x ø12mm	8m	10 Bar	1750512-08



1750410-04



1761004-10520

Pneumatic hoses

Soft PVC hoses

Soft PVC hoses

Super flexible pneumatic hoses, ideal for most pneumatic installations. A robust, heavy-duty, reinforced, pressure-resistant hose.

Technical data

Material: 3 Layers PVC
 Reinforced: Polyester fiber
 Working pressure: Max. 15 bar at +20°C
 Temperature range: -20°C to +60°C

SOFT REINFORCED PVC Hoses with 520 coupling & Euro nipple

Connection	Dim.	Work. length	Max. work. pressure	Code no.
Series 520 coupling & nipple	ø6,3 x 11 mm	5 m	15 Bar	1761002-05520
Series 520 coupling & nipple	ø6,3 x 11 mm	10 m	15 Bar	1761002-10520
Series 520 coupling & nipple	ø6,3 x 11 mm	15 m	15 Bar	1761002-15520
Series 520 coupling & nipple	ø6,3 x 11 mm	20 m	15 Bar	1761002-20520
Series 520 coupling & nipple	ø9 x 14,5 mm	5 m	15 Bar	1761004-05520
Series 520 coupling & nipple	ø9 x 14,5 mm	10 m	15 Bar	1761004-10520
Series 520 coupling & nipple	ø9 x 14,5 mm	15 m	15 Bar	1761004-15520
Series 520 coupling & nipple	ø9 x 14,5 mm	20 m	15 Bar	1761004-20520

SOFT REINFORCED PVC Hoses with 530 coupling & Euro nipple

Connection	Dim.	Work. length	Max. work. pressure	Code no.
Series 530 coupling & nipple	ø6,3 x 11 mm	5 m	15 Bar	1761002-05530
Series 530 coupling & nipple	ø6,3 x 11 mm	10 m	15 Bar	1761002-10530
Series 530 coupling & nipple	ø6,3 x 11 mm	15 m	15 Bar	1761002-15530
Series 530 coupling & nipple	ø6,3 x 11 mm	20 m	15 Bar	1761002-20530
Series 530 coupling & nipple	ø9 x 14,5 mm	5 m	15 Bar	1761004-05530
Series 530 coupling & nipple	ø9 x 14,5 mm	10 m	15 Bar	1761004-10530
Series 530 coupling & nipple	ø9 x 14,5 mm	15 m	15 Bar	1761004-15530
Series 530 coupling & nipple	ø9 x 14,5 mm	20 m	15 Bar	1761004-20530

SOFT REINFORCED PVC Hoses

Connection	Dim.	Work. length	Max. work. pressure	Code no.
None	ø6,3 x 11 mm	50 m	15 Bar	1761002-50
None	ø9 x 14,5 mm	50 m	15 Bar	1761004-50
None	ø12,7 x 19 mm	50 m	15 Bar	1761006-50

Hose clamps

Dim.	Code no.
Hose clamp (7-9mm)	1490709
Hose clamp (9-11mm)	1490911
Hose clamp (11-13mm)	1491113
Hose clamp (13-15mm)	1491315
Hose clamp (15-18mm)	1491518
Hose clamp (17-20mm)	1491720



334381

FRL units

334381 / 334386

FRL units

FRL units are compact devices that filter, pressure regulate and separate fluid and particles from the compressed air (FRL = Filter-Regulator-Lubricator). The FRL units are available either as regulator with a water separator (334381) or a regulator with water separator and lubricator (334386). To protect tools or equipment from moisture and impurities a FRL unit should be placed before them.

Both models comes with mounting brackets.







334381



334386

Specifications

Working pressure		< 10 Bar (145 psi)
Guaranteed maximum pressure		15 Bar (218 psi)
Temperature range		+5°C to +60°C
Filter Size		25 µm
Recommended oil (lubricator)		Turbine No1 Oil ISOVG32
Pressure regulation range		0,5 to 8,5 Bar
Valve Type		Overflow
Air consumption at		
p1=7 Bar & p2=5 Bar		500 l/min
Connections		1/4"BST gevind
Pressure gauge		G36-10-01
Weight (334381/334386)		353 g / 581 g

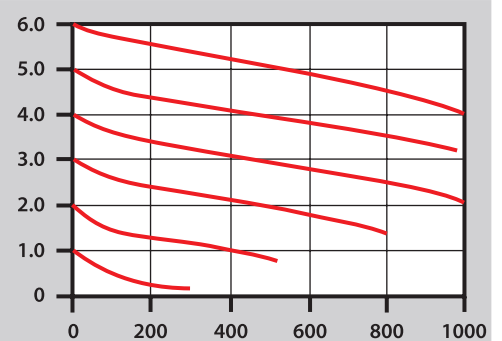
Materials

Container	Polycarbonat
-----------	--------------

Flowgraph

bar / l/min

Inlet pressure p1=7 Bar



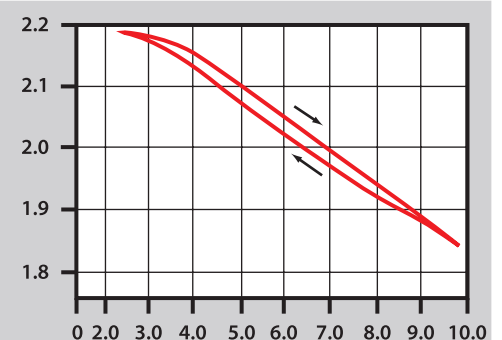
Pressuregraph

bar / bar

Inlet pressure p1=7 Bar

Exit pressure p2=2 Bar

Flow Q=20 l/min (ANR)




Fittings

JWL Fittings comprise a wide range of connectors and accessories for your compressed-air installations.




Free angle fittings

Dim.	Code no.
1/4" int. x 1/4" int. thread	440202
8mm hose con. x 1/4" ext. thread	440812
1/4" ext. x 1/4" int. thread	441202
1/4" hose con. x 1/4" int. thread	442202
1/4" hose con. x 1/4" ext. thread	442212
3/8" hose con. x 3/8" ext. thread	442414
coupler plug x 1/4" int. thread	443302
coupler plug x 1/4" ext. thread	443312



Reduction nipples

Dim.	Code no.
1/8" ext. x 1/8" internal thread	622000
1/8" ext. x 1/4" internal thread	622002
1/8" ext. x 3/8" internal thread	622004
1/8" ext. x 1/2" internal thread	622005
1/4" ext. x 1/8" internal thread	622020
1/4" ext. x 1/4" internal thread	622022
1/4" ext. x 3/8" internal thread	622024
1/4" ext. x 1/2" internal thread	622025
3/8" ext. x 1/8" internal thread	622040
3/8" ext. x 1/4" internal thread	622042
3/8" ext. x 3/8" internal thread	622044
3/8" ext. x 1/2" internal thread	622045
1/2" ext. x 1/8" internal thread	622050
1/2" ext. x 1/4" internal thread	622052
1/2" ext. x 3/8" internal thread	622054
1/2" ext. x 1/2" internal thread	622055
1/2" ext. x 3/4" internal thread	622057
3/4" ext. x 3/8" internal thread	622074
3/4" ext. x 1/2" internal thread	622075



Ball cocks

Dim.	Code no.
1/4" internal thread x 1/4" internal thread	631022
3/8" internal thread x 3/8" internal thread	631044
1/2" internal thread x 1/2" internal thread	631055
1/4" ext. thread x 1/4" internal thread	631222
3/8" ext. thread x 3/8" internal thread	631244
1/2" ext. thread x 1/2" internal thread	631255



Adaptors

Dim.	Code no.
1/8" ext. x 1/8" external thread	624000
1/8" ext. x 1/4" external thread	624002
1/8" ext. x 3/8" external thread	624004
1/4" ext. x 1/4" external thread	624022
1/4" ext. x 3/8" external thread	624024
1/4" ext. x 1/2" external thread	624025
3/8" ext. x 3/8" external thread	624044
3/8" ext. x 1/2" external thread	624045
3/8" ext. x 3/4" external thread	624047
1/2" ext. x 1/2" external thread	624055
1/2" ext. x 3/4" external thread	624057
3/4" ext. x 3/4" external thread	624077



L-pieces

Dim.	Code no.
1/8" int. x 1/8" internal thread	623000
1/4" int. x 1/4" internal thread	623022
3/8" int. x 3/8" internal thread	623044
1/2" int. x 1/2" internal thread	623055
3/4" int. x 3/4" internal thread	623077
1/8" ext. x 1/8" external thread	623100
1/4" ext. x 1/4" external thread	623122
3/8" ext. x 3/8" external thread	623144
1/2" ext. x 1/2" external thread	623155
1/8" ext. x 1/8" internal thread	623200
1/4" ext. x 1/4" internal thread	623222
3/8" ext. x 3/8" internal thread	623244
1/2" ext. x 1/2" internal thread	623255
3/4" ext. x 3/4" internal thread	623277



T-pieces

Dim.	Code no.
1/8" x 1/8" x 1/8" internal thread	630000
1/4" x 1/4" x 1/4" internal thread	630022
3/8" x 3/8" x 3/8" internal thread	630044
1/2" x 1/2" x 1/2" internal thread	630055
1/8" ext. x 1/8" int. x 1/8" internal thread	630200
1/4" ext. x 1/4" int. x 1/4" internal thread	630222
3/8" ext. x 3/8" int. x 3/8" internal thread	630244
1/2" ext. x 1/2" int. x 1/2" internal thread	630255



X-pieces

Dim.	Code no.
4 x 1/8" internal thread	628000
4 x 1/4" internal thread	628022
4 x 3/8" internal thread	628044
4 x 1/2" internal thread	628055



Sockets

Dim.	Code no.
1/8" internal thread x 1/8" internal thread	629000
1/8" internal thread x 1/4" internal thread	629002
1/8" internal thread x 3/8" internal thread	629004
1/4" internal thread x 1/4" internal thread	629022
1/4" internal thread x 3/8" internal thread	629024
1/4" internal thread x 1/2" internal thread	629025
3/8" internal thread x 3/8" internal thread	629044
3/8" internal thread x 1/2" internal thread	629045
1/2" internal thread x 1/2" internal thread	629055
3/4" internal thread x 1/2" internal thread	629075
3/4" internal thread x 3/4" internal thread	629077




Hose connectors

Dim.	Code no.
1/4" (6mm) x 1/4" (6mm)	621022
5/16"(8mm) x 5/16" (8mm)	621033
3/8"(10mm) x 3/8" (10mm)	621044
1/2" (12mm) x 1/2" (12mm)	621055



Y-pieces

Dim.	Code no.
1/8" x 1/8" x 1/8" internal thread	627000
1/4" x 1/4" x 1/4" internal thread	627022
3/8" x 3/8" x 3/8" internal thread	627044
1/2" x 1/2" x 1/2" internal thread	627055
1/8" ext. x 1/8" int. x 1/8" internal thread	627200
1/4" ext. x 1/4" int. x 1/4" internal thread	627222
3/8" ext. x 3/8" int. x 3/8" internal thread	627244
1/2" ext. x 1/2" int. x 1/2" internal thread	627255



Hose connectors

Dim.	Code no.
3/16" - 5 mm x 1/8" external thread	625000
3/16" - 5 mm x 1/4" external thread	625002
1/4" - 6 mm x 1/8" external thread	625020
1/4" - 6 mm x 1/4" external thread	625022
1/4" - 6 mm x 3/8" external thread	625024
1/4" - 6 mm x 1/2" external thread	625025
5/16" - 8 mm x 1/4" external thread	625032
5/16" - 8 mm x 3/8" external thread	625034
5/16" - 8 mm x 1/2" external thread	625035
3/8" - 10 mm x 1/4" external thread	625042
3/8" - 10 mm x 3/8" external thread	625044
3/8" - 10 mm x 1/2" external thread	625045
1/2" - 13 mm x 1/4" external thread	625052
1/2" - 13 mm x 3/8" external thread	625054
1/2" - 13 mm x 1/2" external thread	625055
1/2" - 13 mm x 3/4" external thread	625057
3/4" - 20 mm x 3/8" external thread	625074
3/4" - 20 mm x 3/4" external thread	625077
1/4" - 6 mm x 1/8" internal thread	626020
1/4" - 6 mm x 1/4" internal thread	626022
1/4" - 6 mm x 3/8" internal thread	626024
5/16" - 8 mm x 1/4" internal thread	626032
3/8" - 10 mm x 1/4" internal thread	626042
3/8" - 10 mm x 3/8" internal thread	626044
3/8" - 10 mm x 1/2" internal thread	626045
1/2" - 13 mm x 1/4" internal thread	626052
1/2" - 13 mm x 3/8" internal thread	626054
1/2" - 13 mm x 1/2" internal thread	626055

Product packaging

Create visibility for the customer with JWL packaging solutions



25 piece display box for blowguns



1 piece packaging for blowgun



Blister pack with either couplings, nipples or fittings



10 piece display box for blowguns



Cardboard packaging with or without printing



Sales Display




**JWL also offers products with your logo and color of your choice
 - right down to 500 pcs per order.**






1963 |
 JWL is **founded** by Johs. W. Lund as a subcontracting workshop in an old horse stable in Nørrebrogade, Hedensted.




1964 |
 Longstanding cooperation begins with **Brd. Michelsen** on subcontracting work of pneumatic tools and threading, turning and milling work.



1973 |
New factory is built at Østre Ringgade (later Phønixvej). The 12 employees moves in in January 1973.



1976 |
 The **AirBoy®** blowgun is introduced as one of the first blowguns ever made of plastic instead of metal. AirBoy® is one of the most copied blowguns in the world.



1980 |
 The first **quick couplings** are introduced.



1982-87 |
 Throughout the eighties, revenue increased, **exports** and the number of employees. At the same time JWL invested in new machines.




1988 | JWL celebrated its **25th anniversary**. Johannes' recipe for a successful business, "new ideas, knowledgeable staff, top notch machines and a good service."



1993 | Another factory is built at **Mosetofte** in Hedensted. Plastic production, assembly and administration are moved here. Margit is assigned Hedensted Municipality's Business Award.



1994-99 | Throughout the nineties JWL experiences a steady progress. JWL awarded Danish Industry Regional **Initiative Award** in 1999.



2000 | JWL commences a **succession**. The daughter, Hanne Lund - sales manager and the son, Kristian Lund - Product Manager buys into the company.



2006-07 | A complete **new factory** is built at Teknikervej in Hedensted. All competencies are gathered under one roof. Kristian Lund takes over JWL in 2007.



2013 | JWL celebrates its **50th anniversary**. The company exports 80% of its products to about 40 countries with new successes like the soda blaster & Particulate Filter Cleaner.



JWL Maskin & Plastfabrik a/s
Teknikervej 4
DK-8722 Hedensted

TEL +45 75 89 16 99
FAX +45 75 89 11 67

www.jwl.dk
salg@jwl.dk

